




SCRAPPY HALF SQUARE TRIANGLE QUILT – ZIG ZAG

Make the quilt in 2 columns, 4 blocks wide.

Make two units of these 4 blocks, 1 for the bottom of the left column, 1 for the top of the right column.



Make 12 units of these 4 blocks. Join 2 units together to make 6 diamond units, 3 for each column.



Sew 4 blocks in a row as shown.
Make 8 units.

