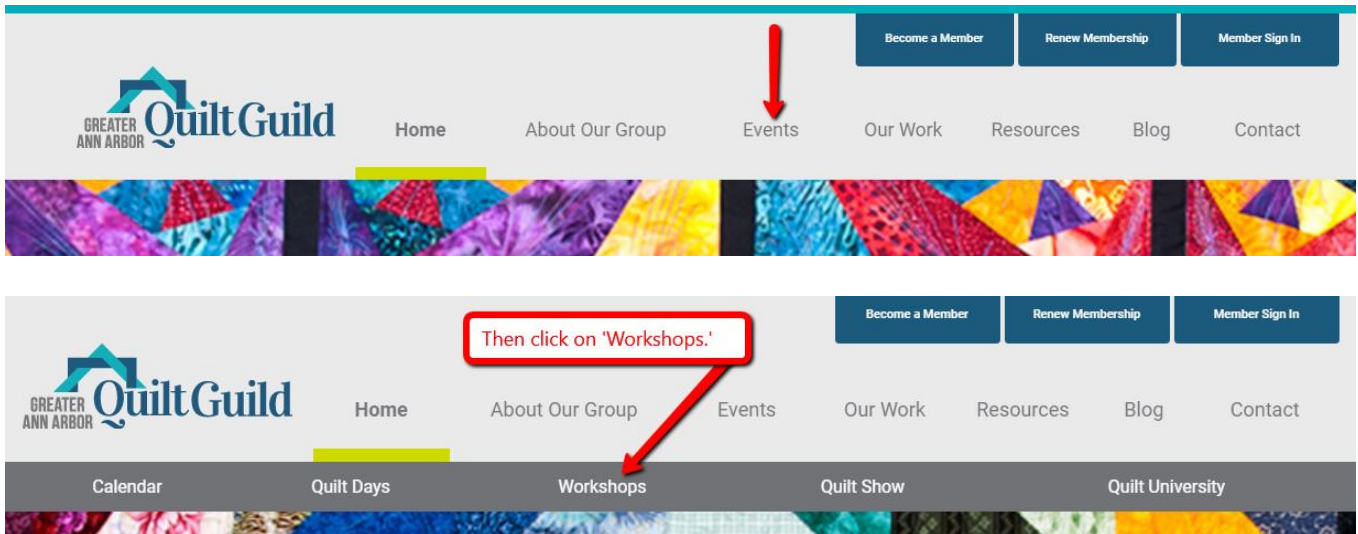


# Non-Members: How to Register for a 2019 Workshop


1. Go to [gaaqg.com](http://gaaqg.com) and click on 'Events' and then on 'Workshops' on the home page.



2. You will see the list of 2019 workshops. Click on each workshop to open and then click 'more' to see the full details.


**18** JAN FLY AWAY: LARGE SCALE PIECING - HEATHER JONES - FRIDAY, JANUARY 18, 2019  
Instructor: Heather Jones

EVENT DETAILS

 **Appropriate level:** Confident beginner to advanced

**Class description:** Learn the secrets of large-scale piecing and constructing oversized blocks. [Heather Jones](#) will discuss the roots of large-scale piecing, the effect of reducing design elements and the simplification of the overall quilt design. Using Heather's Fly Away pattern, students will learn how to increase the scale of traditional and modern blocks.

[more](#)



**TIME**  
(Friday) 9:30 am - 4:00 pm

**LOCATION**  
Morris Lawrence Building at Washtenaw Community College Campus  
4800 E Huron River Drive, Ann Arbor, MI 48105

Click on 'more' to open up all the details, including the Supply List.

# Workshops

Workshops are open to both guild members and non-guild members. Because the cost of the workshops is subsidized by members' dues, non-members are asked to pay an additional \$20 per workshop. Members will be able to register for all 2019 workshops beginning November 1, 2018 **in the Members Only section of the website**. Non-members will be able to register below for all 2019 workshops after December 1, 2018.

**2019 Speakers and workshops** – We are pleased to announce the lineup of speakers for next year. The specific classes were selected as a result of the survey we sent to our members in August.

- January – Heather Jones – [www.heatherjonesstudio.com](http://www.heatherjonesstudio.com)
- March – Karen Linduska – [karenlinduska.com](http://karenlinduska.com)
- May – Lynn Carson Harris – [lynncarsonharris.com](http://lynncarsonharris.com)
- July – April Shipp – Lecture only
- September – Kimberly Einmo – [www.kimberlyeinmo.com](http://www.kimberlyeinmo.com)
- November – Sharon McConnell – [colorgirlquilts.com](http://colorgirlquilts.com)

See the complete [GAAQG Workshop Registration/Refund Policy](#).

Another improvement in our online workshop registration: you can now choose to pay by personal check in addition to your debit/credit card (American Express, MasterCard, Visa or Discover). If you pay by check: please complete the online order, then mail your check, including your name and phone number, to: VP-Programs, Brenda Rigdon, 214 E. Church Street Adrian MI 49221. Your registration will be confirmed when your check is received.

For questions or problems with registration, please contact [programs@gaaqg.com](mailto:programs@gaaqg.com)

**If you are a GAAQG member, do not register for workshops from this page. After you have logged in, go to the 2019 Workshops link at the top left of the teal menu bar at the top of the Member Resources page. If you are not sure how to register, there is a step-by-step tutorial in the Quick Links section of the Member Resources page.**

Decide which workshops you want to take from the list below.

Click each class to open and then **click 'more'** to see full details, including the supply list.

When you've made your decisions, [click here to register from our online store](#)

Please note that credit card purchasing fees are included in each price.

Click on each class to purchase it, one at a time, and the item will be placed in your 'bag.'

**As workshops fill, they will be removed from the Store's list of available products.**

**If you wish to be added to a waiting list, contact [programs@gaaqg.com](mailto:programs@gaaqg.com).**

[Tutorial for Non-Members on How to Use Our Online Store](#)

3. Click on the workshop name to add it to your bag.

Home Store Guild 2019 Workshops Store For Non-Members

## Guild 2019 Workshops Store For Non-Members

If you are a GAAQG member, do not register for workshops in this store.  
Go to the Members Only Store (link is in the teal bar, top left, on the Member Resources page).

Click on the name of the workshop you wish to order.

Shopping Bag 0 items  
Subtotal \$

### Guild Workshops 2019 - Non-Members

GAAQG 2019 Workshops for Non-members



GAAQG 2019 Workshop  
Gift Card for Non-Members  
\$82.65




Jan. 18, 2019 - Fly Away:  
Large Scale Piecing -  
Heather Jones - Friday  
\$82.65



Jan. 20, 2019 - From  
Inspiration to Design -  
Heather Jones - Sunday  
\$82.65



March 17, 2019 - Three  
Flower Garden Workshop  
- Karen Linduska - Sunday  
\$82.65



March 15, 2019 -  
Decorative Stitch Thread  
Painting Surface Design -  
Karen Linduska - Friday  
\$82.65

## Guild 2019 Workshops Store For Non-Members

If you are a GAAQG member, do not register for workshops in this store.  
Go to the Members Only Store (link is in the teal bar, top left, on the Member Resources page).

Shopping Bag 0 items  
Subtotal \$0.00



Jan. 18, 2019 - Fly Away: Large Scale  
Piecing - Heather Jones - Friday

\$82.65

In stock: 3 available

Add to Bag



Click to add it to your bag.


4. To continue shopping, return to the store and click on each product you wish to order. It will be added to your shopping bag. When you are finished, click 'go to checkout.'

## Guild 2019 Workshops Store For Non-Members

If you are a GAAQG member, do not register for workshops in this store.  
Go to the Members Only Store (link is in the teal bar, top left, on the Member Resources page).



Shopping Bag (3)



### March 17, 2019 - Three Flower Garden Workshop - Karen Linduska - Sunday

\$82.65

1 item in the bag (2 more available)

Add More

Go to Checkout

When you're finished shopping, click 'Go to Checkout.'

Karen Linduska will show you how to use your sewing machine more efficiently and start using all those decorative stitches.

5. When you click 'go to checkout,' you will see your complete shopping bag. Review it carefully, then click checkout. If you still want to add another product, click 'continue shopping' to go back and add.

### Your Shopping Bag

When you go to Checkout, you will see all the items in your bag and the total charge.

Item



Jan. 18, 2019 - Fly Away: Large Scale Piecing - Heather Jones - Friday

\$82.65 × 1 \$82.65



Jan. 20, 2019 - From Inspiration to Design - Heather Jones - Sunday

\$82.65 × 1 \$82.65



March 17, 2019 - Three Flower Garden Workshop - Karen Linduska - Sunday

\$82.65 × 1 \$82.65

Items \$247.95

Total \$247.95

Checkout

If you're finished shopping, click 'Checkout.'

Your cart contents are stored here for 30+ days so you can return anytime.

Clear Bag

If you want to clear your bag or continue shopping, click on the appropriate box.

Continue Shopping

6. Begin the checkout process by choosing your payment method. Then complete your credit card payment information. If you want to pay by check, you will receive instructions when you click on that button. After your order is placed, you will receive an immediate confirmation online plus an e-mail.

## Payment details

### Choose payment method

Credit or debit card



Offline Check

Enter your e-mail or

E-mail

### Enter billing address

Full Name

Address Line 1

Street address, P.O. box, company name, c/o

Address Line 2

Apartment, suite, unit, building, floor, etc.

City

State/Province

Zip/Postal Code

Country

Phone Number

Then click 'Continue'

Choose your payment method and enter all other information. You can either pay by credit/debit card or you can register online and mail your check (other instructions will be shown for this option).

You will receive these instructions if you select 'Offline Check'

## Payment detail

### Choose payment

Credit or debit card



Offline Check

If you choose to pay by check, follow these instructions. Either enclose a copy of your receipt with your check or include your full name, order number and date of the order.

### Check details

Owner's full name

Checking account number

Bank routing number

To pay by check: please complete the online order, then mail your check payable to 'GAAQG' for the workshop fee(s) (minus the online processing fee). **Member workshops are \$60.00 and non-member workshops are \$80.00.** Include your name and phone number, order number and mail to: VP-Programs, Brenda Rigdon 214 E. Church Street Adrian MI 49221. You will receive an online confirmation that shows your registration as 'unpaid' and at the online rate but it will be marked 'paid' and the amount corrected when your check is received.

**Be sure to include your name on your order and put your order number on your check.**

7. When you click 'Continue' you will need to complete your credit card information. Be sure to review all the information for accuracy before you click 'Pay Now.'

Place order

Enter your credit confirmation and review all billing information.



## Secure credit card payment

This is a secure 128-bit SSL encrypted payment

### Credit card number

The 16 digits on the front of your credit card



### Expiration date

The date your credit card expires. You will find it on the front of your card.

Month

Year

### Security code (or "CVC" or "CVV")

The last 3 digits displayed on the back of your credit card

[What is this?](#)

### Cardholder's name

Enter your name as it appears on your credit card

Pay Now

When you have completed your review, click 'Pay Now.'



8. After you've submitted your order, you will receive an e-mail confirmation that shows your complete order.

## Order Confirmation



After you've submitted your credit card order, you will receive an e-mail confirmation from our 'Online Store'

Hello

We have received your Online Store order! Thank you for your purchase.

Order #105

Payment status: **Paid**

If you've chosen to pay by check, this will say 'Awaiting Payment' and then you will receive an additional 'Paid' Confirmation when we receive your check.

Your order

If you have questions about the workshops, contact [programs@gaagg.com](mailto:programs@gaagg.com).

If you are having technical problems, contact [webmaster@gaagg.com](mailto:webmaster@gaagg.com).

**Thank you for your registration.**

**We look forward to meeting you at the workshop(s)!**