

CELEBRATE THE QUILT

2020



sunstruck © marilyn knepp 2020

FROM HOME!

The Greater Ann Arbor Quilt Guild's biennial quilt show is moving online this year

Show Opens August 8

www.gaaqg.com

- Admire 300+ beautiful quilts! Purchase SafeHouse Quilts for Sale in the photo gallery--100% of proceeds benefit SafeHouse Center! Donate to SafeHouse in lieu of admission fee.



Volunteer Thank You!

It takes a small army of devoted volunteers working across 9-10 months to put on a quilt show. Although Quilt Show 2020, planned for the end of July at Washtenaw Community College, was cancelled because of the coronavirus, many of those volunteers had been working for months when the decision was made to pull back. Others were waiting in the wings for their opportunity to perform their role. Then the decision was made to produce an online quilt show, and additional volunteers with special skills and interests were recruited. We want to thank all of these volunteers, for their energy, commitment and excellence contributing to this show, Quilt Show 2020 Online. Its success is due to every single one of them.

16th Biennial GAAQG In-Person & Online Quilt Show Committee

Show Chair.....	Anne Bednar
Online Chair & Quilt Show Co-Chair	Lori Rhode
Webmaster & On-line Show Producer.....	Mary Beth Donovan
Art, Poster	Brenda Rigdon
Safe House Quilts.....	Anne Rapundalo
Safe House Quilt Sales	Deborah Kern, SafeHouse Center
Photo Editors	Kathy Johnson, Susan Schwandt, Julia Rhode, John Lacy
Publicity	Linda Theil, Susan Schwandt, Pat Girbach
Quilt Show/GAAQG Treasurers	Lynne Bryant, Glenna Schweitzer, Marilyn Knepp
Online Premier Party.....	Brenda Rigdon, Susan Schwandt, Lori Rhode
Proofreader.....	Laura Sheets
Show Brochure PDF	Terri Holderith
Admissions	Ruth LaCoe
Ambiance.....	Michelle Kennedy
CheckIn/CheckOut.....	Judy Schmidt & Collette Pariseau
Signs	Juliet Pressel
Vendors.....	Marge Gladd & Raylene Kruger
SetUp/TakeDown	Mary Bajcz & Betsy Price
Volunteer Coordinator	Henrya Rochmiel & Erika Keith
Special Exhibits Coordinator	Lori Rhode
Bid or Buy Bazaar.....	Gayle Kush, June Guthrie & Mary Vinovskis
Fabric Sale.....	Roberta Myyra
Food & Beverage.....	Anne Bednar
Procurement.....	Anne Bednar
Quilt Registration.....	Camie Roper
Security.....	Anne Bednar
Show Booklet Advertising.....	Cindy Herring
Show Layout	Kaye Whittington
Show Treasurer	Lynne Bryant
Viewers' Choice	Anne Koehl
White Glove.....	Mary Hogan

2020 CELEBRATE THE QUILT FROM HOME



Quilts Alphabetical by Maker

Maker - Lynn Aleman Quilter - Kathy Koch
Let's Play Together 28.5 x 28.5 Wall

GAAQG hosted Kimberly Einmo last fall and I attended both her classes. She is a fabulous teacher.

Maker - Lynn Aleman Quilter - Kathy Koch
Singing the Blues 36 x 54 Wall

I saw this pattern on Jordan Fabric website called Cutting Corners. Jordan fabric has a Youtube video showing how to make this quilt. This is a fast, easy quilt and works well with a linear fabric.

Maker - Anonymous Quilter - Anonymous
Appliquéd Roses 76 x 93 SH For Sale

This quilt is hand appliquéd and quilted. Its maker is unknown and was donated anonymously. The roses are two shades, red and pink. The outer edge is scalloped and bound in a medium pink. This quilt is very gently used and has a few faint stains. Overall, it is a lovely quilt.

Maker - Anonymous Quilter - Anonymous
Cross Stitched Birds 78 x 92 SH For Sale

Cross stitched birds and hand quilting are featured on this vintage quilt. Excellent condition.

Maker - Anonymous Quilter - Jean Coleman
Anonymous #1 60 x 80 SH For Sale

One of the quilts turned in to Jan's Safe House table that I quilted and turned in to SafeHouse.

Maker - Anonymous Quilter - Jean Coleman
Anonymous #2 60 x 80 SH For Sale

A top picked up from the guild's SH table for quilting.

Maker - Anonymous Quilter - Jean Coleman
Anonymous #4 60 x 80 SH For Sale

A top picked up from the guild's SH table for quilting.

Maker - Nadine Assouman Quilter - By A Thread of Westland, MI
I Once Was Lost, But Now I Am Found 38 x 44 Wall

This quilt was a beginners class I had taken in the summer of 2010 while on a sewing retreat. My sister put it away for me to have it quilted and it somehow ended up getting lost in her stash. Well 10 years later the Prodigal Quilt found its way back home for the New Year January 2020. I was able to have it quilted and this is the end result. Thus this is why it's named "I Once Was Lost, But Now I Am Found."

Maker - Mary Bajcz Quilter - Mary Bajcz
Hexie Flowers 80 x 80 Bed

People often give me orphaned blocks and I like to do honor to these pieces by making something new. The blocks were embellished with free motion yarn couching.

2020 CELEBRATE THE QUILT FROM HOME



Maker - Mary Bajcz Quilter - Mary Bajcz
IKEA Circles 46 x 57 Wall
A fun, happy quilt featuring IKEA fabric circles, machine couching and quilting. Cotton with Cotton batting.

Maker - Mary Bajcz Quilter - Mary Bajcz
untitled 15 x 18 Wall
I've been exploring a technique in which I fuse embroidery floss to Misty Fuse and then cut that and fuse it to new work. It's an imperfect technique, but I'm still exploring.

Maker - Mary Bajcz Quilter - Mary Bajcz
Fleabane 20 x 22 Wall
I'm taking an online embroidery class and this piece was the result of the Merrill Comeau workshop. We did applique/collage on nylon net so that the piece is transparent in places and no edge finishing required!

Maker - Marna Balazar Quilter - Marna
Log Cabin 58 x 86 Bed
Made for my cottage. Fabric was given to me after my sister decided not to make this. Fabric is old, and top has been around for a long time. It was difficult to decide on a quilting design, and it's good to finally have it finished.

Maker - Anne Bednar Quilter - Anne Bednar
First Dance 60 x 60 Wall
Emily and Adam celebrated their "First Dance" at their wedding in June, 2016. The kaleidoscope design represents the dance floor. Lyrics to Elton John's "This is my Song" surround the floor.

Maker - Anne Bednar Quilter - Anne Bednar
Beau 10.5 x 14.5 Wall
"Beau" is first in a three-quilt series demonstrating realistic, stylized, and abstract design on a cat theme. I made it as a member of a small group exploring quilt design.

Maker - Anne Bednar Quilter - Anne Bednar
Time & Water Flowing 11 x 20.25 Wall
Learning to add dimensionality to quilts, I created this small quilt to sample using tucking as a fabric manipulation. It was part of a small group activity.

Maker - Cathi Boosey Quilter - Cathi Boosey
Yellow Water Lilies 40 x 30 Monet Challenge
My impression of Monet's "Water Lilies".

Maker - Grace Boxer Quilter - Laura Jarvis, Kootsi Quilting
Modern Free Wheeling Circle 51 x 64 Bed
Modern Free Wheeling Circles made 1/24/2020 with pattern designer & instructor Gyleen X. Fitzgerald at Road to California for my granddaughter Olympia Grace Ann to honor her free and exuberant spirit.

2020 CELEBRATE THE QUILT FROM HOME



Maker - Grace Boxer Quilter - Laura Jarvis, Kootsi Quilting

Arrowhead 60 x 80 Bed

Arrowhead created 1/20/2020 with pattern designer and instructor Kate Flynn Nichols at Road to California. The Swirl Party quilting gives it a velvet look.

Maker - Grace Boxer & Ann Kehn Quilter - Laura Jarvis, Kootsi Quilting

Wandering Roses 60 x 80 Bed

Wandering Roses celebrates a summer garden with fern rows and backing. Rows pattern shared at a SafeHouse sewing event. Wandering Roses quilt pattern.

Maker - Grace Boxer Quilter - Laura Jarvis, Kootsi Quilting

Thomas Tank Engine I 60 x 80 SH For Sale

Rows pattern shared at a guild SafeHouse sewing event. Quilted in Smoke Puffs pattern. Fun and bright to provide cheer and comfort.

Maker - Grace Boxer Quilter - Laura Jarvis, Kootsi Quilting

Thomas Tank Engine II 60 x 80 SH For Sale

Rows pattern shared at a guild SafeHouse sewing event. Top made by Grace Boxer and Ann Kehn. Quilted in Simply Stars pattern. Bright and fun to bring cheer and comfort.

Maker - Grace Boxer Quilter - Laura Jarvis, Kootsi Quilting

Thomas Tank Engine III 60 x 80 SH For Sale

Rows pattern shared at a guild SafeHouse sewing event. Top by Grace Boxer, Ann Kehn, and Maria Beres. Quilted in Simply Stars pattern. Bright and fun to bring cheer and comfort.

Maker - Grace Boxer Quilter - Laura Jarvis, Kootsi Quilting

Thomas Tank Engine IV 60 x 80 SH For Sale

Rows pattern shared at a guild SafeHouse sewing event. Top by Grace Boxer, Ann Kehn, and Maria Beres. Quilted in Simply Stars pattern. Bright and fun to bring cheer and comfort.

Maker - Grace Boxer Quilter - Laura Jarvis, Kootsi Quilting

Thomas Tank Engine V 60 x 80 SH For Sale

Rows pattern shared at a guild SafeHouse sewing event. Top made by Grace Boxer, Ann Kehn, and Maria Beres. Quilted in Simply Stars pattern.

Maker - Grace Boxer Quilter - Laura Jarvis, Kootsi Quilting

Pilot Reaching for Stars 60 x 80 SH For Sale

Row pattern shared at a guild SafeHouse sewing event. Top made by Grace Boxer and Ann Kehn. Quilting in Simply Stars pattern. Bright and fun to bring cheer and comfort.

Maker - Grace Boxer Quilter - Laura Jarvis, Kootsi Quilting

Stars & Gumballs 60 x 80 SH For Sale


Rows pattern shared at a guild SafeHouse sewing event. Top made by Grace Boxer and Ann Kehn. Quilting in Bebop pattern. Bright and fun to provide cheer and comfort

2020 CELEBRATE THE QUILT FROM HOME




Maker - Grace Boxer Quilter - Laura Jarvis, Kootsi Quilting
Sunshine & Gumballs 60 x 80 SH For Sale

Rows pattern at a guild SafeHouse sewing event. Top made by Grace Boxer and Ann Kehn. Quilting in Bebop pattern. Bright and fun to provide cheer and comfort.

Maker - Grace Boxer Quilter - S & B Quilting
Bunny I  60 x 80 SH For Sale

Bunny Pattern by Shannon Brinkley. Quilt made for Safe House in GAAQG July 27-28, 2019, Quilt University Scrappy Applique Class with Brinkley.

Maker - Grace Boxer Quilter - S & B Quilting
Bunny II  60 x 80 SH For Sale

Bunny Pattern by Shannon Brinkley. Quilt made for SafeHouse in GAAQG July 27-28, 2019, Quilt University Scrappy Applique Class with Brinkley. Mother and baby bunny frolic in the meadow.

Maker - Grace Boxer Quilter - Laura Jarvis, Kootsi Quilting
Plumeria & Palm Trees 60 x 80 SH For Sale

White Plumeria and Palm Trees Swaying in the Trade Winds of Hawaii. Rows pattern shared at a SafeHouse sewing event. Quilt by Grace Boxer and Ann Kehn. Quilting in Plumeria Flowers pattern, June 2020.

Maker - Grace Boxer Quilter - Laura Jarvis, Kootsi Quilting
Hawaiian Sea Turtles 60 x 80 SH For Sale

Hawaiian Sea Turtles & White Plumeria & Dragonflies. Rows pattern shared at a SafeHouse sewing event. Grace Boxer and Ann Kehn. Dragonfly quilting, June 2020.

Maker - Grace Boxer Quilter - Laura Jarvis, Kootsi Quilting
Hawaiian Ginger Shells 60 x 80 SH For Sale

Hawaiian Shell Gingers. Rows pattern shared at a guild SafeHouse sewing event. Made by Grace Boxer and Ann Kehn. Quilting in Viny Leaves pattern, June 2020.

Maker - Grace Boxer Quilter - Laura Jarvis, Kootsi Quilting
Royal Hawaiian Hotels 60 x 80 SH For Sale

Hawaii Calls: Royal Hawaiian Hotel (1927), Paddling Off Waikiki Beach and Diamond Head (Leahi) Volcano. Rows pattern shared at a SafeHouse sewing event. Quilt by Grace Boxer and Ann Kehn. Quilting in Spiral Waves pattern, June, 2020.

Maker - Grace Boxer Quilter - Laura Jarvis, Kootsi Quilting
Waves 60 x 80 SH For Sale

Rows pattern shared at a guild SafeHouse sewing event. Top made by Grace Boxer and Ann Kehn. Quilting in Spiral Waves pattern.

Maker - Grace Boxer Quilter - Laura Jarvis, Kootsi Quilting
Dragonflies & Waves 60 x 80 SH For Sale

Dragonflies Skimming Over the Waves. Rows pattern shared at a guild SafeHouse sewing event. Top made by Grace Boxer and Ann Kehn. Quilting in Dragonfly pattern.

2020 CELEBRATE THE QUILT FROM HOME



Maker - Grace Boxer Quilter - Laura Jarvis, Kootsi Quilting
Mulberries & Dandelions 60 x 80 SH For Sale

Rows pattern shared at a guild SafeHouse sewing event. Top made by Grace Boxer and Ann Kehn. Quilting in Three Leaf Clover pattern.

Maker - Grace Boxer Quilter - Laura Jarvis, Kootsi Quilting
Flowers In The Meadow 60 x 80 SH For Sale

Floral Pattern shared at a guild SafeHouse sewing event. Made by Grace Boxer and Ann Kehn. Quilting in Floral Swirls pattern.

Maker - Lynne Bryant Quilter - Lynne Bryant
Silk Purse 60 x 56 Wall

We had a challenge in my Creative Seasons quilt group to take a quilt we disliked and cut it up and make a new quilt. The colored part of the quilt lived in a dark, deep closet in my studio. I was happy to cut it up and reform it into a piece that I love. I made a Silk Purse out of a Sow's Ear. Inspired by a pattern from Missouri Star quilts.

Maker - Sarah Bush Quilter - Krystal Smyth
Animal Yoga Poses 80 x 96 Bed

I make a quilt for each grandchild, this is for grandson #5, Grant.

Maker - Nancy Butler Quilter - Nancy Butler
Windflowers 33.5 x 33.5 Wall


Constructed from mostly hand-dyed fabric. Central panel is a monoprint created in a Pat Pauley dye class at Quilt Surface Design Symposium 2019.

Maker - Nancy Butler Quilter - Nancy Butler
Lakeside Spring 33.5 x 33.5 Wall

Sew and cut, sew and cut! Great therapy during Covid seclusion. Hand-dyed fabrics

Maker - Nancy Butler Quilter - Nancy Butler
Sea Urchin Crostini 27.5 x 36.5 Wall

Hand dyed using rubbings for pattern in main piece, silk screens in borders. Created in a 2019 class with Pat Pauley at Quilt Surface Design Symposium and in my garage studio in the weeks following.

Maker - Jean Coleman Quilter - Jean Coleman
Pansies in the Garden  60 x 80 Bed

I took a class called Fly Away using large blocks in January, 2019. I reduced her 9" blocks to 8" blocks and made it into a 60" x 80" format suitable to be made for SafeHouse size quilts.

Maker - Jean Coleman Quilter - Jean Coleman
Wedding Quilt 57 x 61 Bed

I put lots and lots of scraps together and used black to make oodles and oodles of half square triangle blocks. There were enough to make 4 quilts!

2020 CELEBRATE THE QUILT FROM HOME



Maker - Jean Coleman

Quilter - Jean Coleman

Scrappy Irish Chain

60 x 80

SH For Sale

This quilt is made from a fabric of colored blocks next to a white block as an all over design. I simply cut a block 4 squares x 4 squares and paired them with a solid blue block. I quilted it with a wiggle line through each block to form an x in each block

Maker - Ida Copeland

Quilter - Quality Quilting

Dreaming of Glaciers on a hot summer day

60 x 76

Bed

Antarctica was my inspiration for this quilt. But glaciers have this unique blue that is so hard to capture, having chased glaciers all over the world now. It has something to do with light refraction, blah, blah, blah. Today it is 91 outside so this quilt is especially pleasing to look at, from afar, but from under.

Maker - Ida Copeland

Quilter - Quality Quilting

Oakshott meets the Pacific

70 x 95

Bed

This is not an original design. It was inspired from a photo. Two years ago I wintered in Pacific Grove and took only my collection of Oakshott fabrics I'd purchased at the Oakshott shop in England. I have collections upon collections but for some reason I decided this one was complete and needed to be used (but not by a long shot!)

Maker - Second Tuesday Quilters

Quilter - Quality Quilting

colorful tiles

60 x 78

SH For Sale

The hand dyed fabrics were donated by Jeanne Neuhooff. The group made the blocks and had it quilted. The hardest part was naming the quilt. This group has been going since 1980! Not everyone, of course, but still.....

Maker - Unknown

Quilter - Quality Quilting

Someone loves cross stitching

60 x 78

SH For Sale

This quilt was donated to the 2nd Tuesday Quilters by Mimi Bogdasarian for SafeHouse. Different forms of needlework are combined. See, we quilters plays well with other after all.

Maker - Second Tuesday Quilters

Quilter - Quality Quilting

School of Fish

58 x 74

SH For Sale

The 2nd Tuesday Quilters made the blocks. Gloria Hovan donated the center fish fabric. Being red and green, I tried to tie it in with Christmas but fish??? Then I thought maybe Ring Around the Rosy, but how do I include fish? Then there was Fish in the Night School or Odd man/fish out? Take your pick when you buy this quilt.

Maker - Ida Copeland

Quilter - Quality Quilting

Little blocks for a little quilt

52 x 53

Wall

"Precut Primer" by Me and My Sister Designs. This was the first grade quilt. My plan, upon buying the book, was to go thru all 12 grades one summer, but I wanted to make the quilts big enough for SafeHouse. And therein lies the rub. I made it to middle school.

2020 CELEBRATE THE QUILT FROM HOME



Maker - Isabel DasGupta

Quilter - Isabel DasGupta

27 x 31

Monet Challenge

Silks from my collection, cottons for stability, pattern, and texture are in my quilt. Flip and sew, applique, beading, painting and fancy sewing machine stitches - some new techniques for me. Like our previous Round Robin group challenge, I was pressed into new vision and techniques, apart for the camaraderie, one of the best reasons for joining a small group!

Maker - Carolyn Devine

Quilter - Carolyn Devine

Flower

28.75 x 28.75

Wall

This is one of my first tie dyes using clamps/hardware instead of ties and rubber bands. I dyed this last year, 2019, and quilted this year, 2020.

Maker - Carolyn Devine

Quilter - Carolyn Devine

Flower Wheel

29.5 x 13

Wall

Tie Dye using rubber bands and string. Quilt dyed last year, 2019, and quilted this year, 2020.

Maker - Mary Beth Donovan

Quilter - Mary Beth Donovan

Pink & Green for Dorothy

48 x 57

Bed

This was my first of several Atkinson "Yellow Brick Road" quilts, and they all look different! Made for a lifelong friend for her birthday in her favorite colors of pink and green.

Maker - Mary Beth Donovan

Quilter - Mary Beth Donovan

Earth, Water, & Fire

14 x 23

Wall

Inspired by the 2018 tragic forest fires in the Northwest, I designed this piece for a Creative Seasons small group challenge to incorporate paper with other materials. This quilt includes paper, suede, silk and my hand-dyed cotton fabric.

Maker - Nancy Finlayson

Quilter - Rhonda Loy

Not So Easy Angles

62 x 74

Bed

This pattern is from the book Accent on Angles--Easy Strip Sets. I should have known better than to try a pattern with the word "easy" in the title. Quilters beware!

Maker - Nancy Finlayson

Quilter - Laura Jarvis, Kootsie Quilting

A Scrappy Fourth

63 x 85

Bed

I loved using my red, white and blue scraps to make this quilt using the Basix ruler--first time. I was so pleased with the accuracy of using the ruler.

Maker - Nancy Finlayson

Quilter - Laura Jarvis, Kootsi Quilting

My Flower Garden

59 x 78

SH For Sale

I have made this pattern several times using scrappy charm squares.

Maker - Nancy Finlayson

Quilter - Laura Jarvis, Kootsi Quilting

Scrappy Squares

59 x 78

SH For Sale

I have made this pattern several times for SafeHouse quilts using my scrappy charm squares.

2020 CELEBRATE THE QUILT FROM HOME



Maker - Nancy Finlayson	Quilter - Laura Jarvis, Kootsie Quilting
Constructing Rockets	64 x 81 SH For Sale

I really love the fabrics/colors that are used in this quilt. The quilt is also reversible--there is a great dinosaur print on the back. This is perfect for a young boy.

Maker - Nancy Finlayson	Quilter - Laura Jarvis, Kootsi Quilting
Bright Diagonals	61 x 83 SH For Sale

I loved using my bright strips to make this quilt. The quilt also has a great Star Wars print on the back.

Maker - Donation	Quilter - Jean Coleman
Deb's Quilt #1	60 x 80 SH For Sale

Deb Foley is a member of Timothy Lutheran Church. She went into her stash and made this from leftovers. Instead of sending this quilt to Lutheran World Relief, we decided to give it to SafeHouse.

Maker - Donation	Quilter - Jean Coleman
Deb's Quilt # 2	60 x 80 SH For Sale

Deb Foley is a member of Timothy Lutheran Church. We sent all our quilts normally slated for Lutheran World Relief to SafeHouse. Deb went into her stash and made several quilts to be donated to SafeHouse.

Maker - Tina Fowler	Quilter - Tina Boosey
Block O	65 x 70 Bed

When my sister was diagnosed with breast cancer, I decided to make her a quilt. She is a huge Ohio State Fan. Words like Sister, Mother, Love, Faith, Grandma, and many more were quilted around the outer border.

Maker - Tina Fowler	Quilter - Tina Fowler
Lauren's T-shirt Quilt	70 x 85 Bed

My daughter was in her late 20's and still had t-shirts from her childhood. She was reluctant to give them up at first. But I was able to make her a quilt filled with memories for her 30th birthday.

Maker - Nancy Frye	Quilter - Pat Weber
Medallion Quilt	60 x 75 SH For Sale

This quilt is pieced from donations to the SafeHouse fabric table. Starting with the beautiful hand pieced center medallion, I added on the borders and half-square triangles that complimented the medallion. Pat Weber long arm quilted the quilt with beautiful designs in the white space of the medallion center and borders.

Maker - Pat Girbach	Quilter - Pat Girbach
	41.5 x 29 Monet Challenge

Making an impression of an impressionist was difficult for this artistically challenged quilter. My stash and pieces from silk clothing were used. I finally said, "enough you're DONE!"

Maker - Pat Girbach	Quilter - Pat Girbach
Leaders & Enders	60 x 80 SH For Sale

I have become a fan of Bonnie Hunter and used her scrap consuming technique for this quilt. It used lots of scraps, but there are plenty left.

2020 CELEBRATE THE QUILT FROM HOME



Maker - Debbie Grifka	Quilter - Debbie Grifka	
Notre Dame	57 x 78	Wall


Visiting Notre Dame in 2017, I was struck by both its drama and its serenity. For centuries, it has been a place of refuge and peace amid our chaos.

Maker - Debbie Grifka	Quilter - Debbie Grifka	
Lines #6 -Connected	40 x 60	Wall

Photo by Patrick Young. As we socially isolate, many of us feel even more connected to others than before. Lines #6 – Connected explores this paradox for dedicated introverts, such as myself, for whom the current pandemic has emphasized feelings of belonging and connection.

Maker - Debbie Grifka	Quilter - Debbie Grifka	
Grifology	34 x 51	Wall

My Grifology series is a play on language and graphology, the study of handwriting and symbols, and my own last name. The blocks for Grifology #2 were made over 15 days using improv appliqué inspired by the “L” shape.

Maker - June Guthrie	Quilter - Kath Koch	
The Blues 	100 x 100	Bed

I finally got around to making a quilt for myself. In the 18 years I've been quilting this is only the third one just for me. It's in my favorite colors. Mickey Dupree taught classes in 2019. This is one of her patterns. I may never piece another quilt with small pieces again. I like to challenge myself with something that stretches me. This project with small precision piecing did just that.

Maker - June Guthrie	Quilter - June Guthrie	
Yellow Mellow	66 x 84	Bed

This is a quilt for my grandnephew who graduated from high school. His favorite color is yellow. My hand dyed yellows worked well with the black and whites I had been collecting. It was easy and fun to make from the book, HAPPY HOUR by Atkinson Designs.

Maker - June Guthrie	Quilter - June Guthrie	
Mountains & Valleys	32 x 40	Bed

Several years ago Gyleen Fitzgerald taught classes for the guild. She brought several quilts that used her tool for making polygons. Somehow I thought it would be a good idea to purchase the tool. My friend asked me why I was purchasing it. I told her I wanted to challenge myself. It took a while to get up the nerve or remember where the tool was buried. It was a good way to use a few hand dyes at any rate.

Maker - Sonja Hagen	Quilter - Laura Jarvis, Kootsi Quilting	
Pink Paisley	60 x 80	SH For Sale

BQ3 pattern by Maple Island Quilts

Maker - Sonja Hagen	Quilter - Laura Jarvis, Kootsi Quilting	
Modern Hope	60 x 80	SH For Sale


Gudrun Erla of GE Designs released this pattern as a Quarantine Quilt Along and fund-raiser. Pattern is named Hope.

2020 CELEBRATE THE QUILT FROM HOME



Maker - Sonja Hagen Quilter - Laura Jarvis, Kootsi Quilting
My Heart Is On Fire 60 x 80 SH For Sale

Gudrun Erla of GE Designs released this pattern for her first Quarantine Quilt Along event. The pattern is named Elvira.

Maker - Sonja Hagen Quilter - Sonja Hagen
Glennie Trees  37 x 23 Wall

Started in a fusible appliqué class with Frieda Anderson in January 2016. Finally finished July 2020!

Maker - Sonja Hagen Quilter - Sonja Hagen
Sunrise Over Orient Beach 43.5 x 34 Wall

This was based on a photo I took of a sunrise over Orient Beach in St Martin. It was inspired by a small group challenge to incorporate paper. The quilt includes commercial fabrics and my own hand dyed fabric. I used paper in the clouds to create transparency.

Maker - Ilene Harris Quilter - Ilene Harris
Monet Challenge 24 x 32 Monet Challenge

I belong to a small GAAQG group. We used Monet's "Water Lilies" to inspire our quilts. I didn't try to duplicate the artwork, but let the color, shapes, style, etc. influence/inspire the quilt creation. I started with a jelly roll that reminded me of water. Then I layered netting. The lilies were made with a square of fabric, yarn (which my cat help arrange) and buttons.

Maker - Lucinda Herring Quilter - Lucinda Herring
Chas's Blue Rescue 70 x 70 Rescue 9-1-1

I bought the blue whirly gig blocks (ca 1910-20) at an estate sale. I found the 9 patch quilt with the red sashing (ca 1920) covering a car motor outside in the UP. I gave the guy \$5 for it. The flying geese blocks were made from my 80's stash.

Maker - Lucinda Herring Quilter - Lucinda Herring
Deconstructed 9 Patch 62 x 62 Rescue 9-1-1

Not all yellow fabric is pretty. I bought the original quilt for \$15. I got rid of all the dirty and shredded yellow fabric. I had my daughter draft out my idea for the design and made sure I had enough 9 patches that were usable. I only had a few left over.

Maker - Lucinda Herring Quilter - Lucinda Herring
Andrew's Blue Rescue 64 x 54 Rescue 9-1-1

The string pieced quilt (ca 1920) was purchased for \$10. I never had any doubt I was making half square triangles and I used the original quilt back for the blocks. It was my husbands's idea to put all the blocks with red in one row. This quilt is hanging in my son's house.

Maker - Lucinda Herring Quilter - Lucinda Herring
The Circus Quilt 95 at the widest point Rescue 9-1-1

The original quilt had zig zag ruffled borders. My daughter drafted it to be a hexagon. We deconstructed what blocks we needed to. I appliquéd a new zig zag border (324').

2020 CELEBRATE THE QUILT FROM HOME



Maker - Lucinda Herring

Quilter - Lucinda Herring

Block Lotto #1

65 x 49

Rescue 9-1-1

I bought some 9 patch blocks from an estate sale that had been done by a small group from the guild. Fabrics from the 1990s. I sliced and diced and added the star block -also from the block lotto group.

Maker - Lucinda Herring

Quilter - Lucinda Herring

Circus Balloons for Charlie

42 x 50

Rescue 9-1-1

I made some of the leftover hexies from the Circus Quilt into circles for my new grandson's quilt.

Maker - Lucinda Herring

Quilter - Lucinda Herring

Drunken Fans

60 x 60

Rescue 9-1-1

The original quilt had a horrible green border and boring setting. My daughter arranged the blocks for me, but I would be one short. So I made one more block from fabric left from dresses I had made her.

Maker - Lucinda Herring

Quilter - Lucinda Herring

Beach Glass

110 x 99

Rescue 9-1-1

A few estate sale quilt discoveries, at a cost of a few dollars, supplied the blocks for this quilt. The original quilts were damaged and had awful batting. Following a long session with a small rotary cutter, the salvaged blocks, less some that were too light or dark or not a good match for this project, were rearranged. Since the colors of the blocks resembled those of Lake Superior beach glass, the quilt's name was born.

Maker - Lucinda Herring

Quilter - Lucinda Herring

Create Your Own Constellation

70 x 70

Rescue 9-1-1

Someone gifted me the original quilt. The blocks were many sizes (5 1/4"-7 1/2"). I started in the top left because those blocks were mostly the same size. Fabrics 1900-1920.

Maker - Lucinda Herring

Quilter - Lucinda Herring

Moorestown Modern #1



72 x 72

Wall

The pattern was from Heather Jone's class on big blocks. The scrappy crazy quilt blocks are from 40's-50's fabrics.

Maker - Lucinda Herring

Quilter - Lucinda Herring

Mask Scraps #2

22 x 22

Wall

I cut about 3400 masks during the stay at home order, which produced a lot of scraps. This was made from one of Mary Hogan's books. I gave it to the woman at my church who organized the making of over 2100 masks.

Maker - Lucinda Herring

Quilter - Lucinda Herring

Mask Scraps #1

54 x 64.5

Wall

My church had 2 large donations to purchase fabric to make masks. I cut over 3,000. I was very careful how I cut them so I had good 'scraps' left. This pattern was in a 2016 Modern Quilt Magazine. It will be raffled in the fall, with proceeds going to the mission team at Shalom Lutheran Church in Pinckney.

2020 CELEBRATE THE QUILT FROM HOME



Maker - Marion Holt

Quilter - Marion Holt

Bargello Fantasy

29.5 x 46

Wall

I took on this project as a challenge. I loved the movement in it. Using colors from the southwest, where we lived at the time. It became a bright bit of sunshine in our house.

Maker - Marion Holt

Quilter - Marion Holt

Wave Action

15 x 37

Wall

Found this pattern in a magazine and was intrigued by its movement. Loving bright colors, I chose to give it an eye-catching array of fabrics.

Maker - Laura Jarvis

Quilter - Laura Jarvis, Kootsi Quilting

City Quilt

80 x 95

Bed

"City Green" from the book "City Quilts" by Cherri House. Batting: Quilters Dream Orient (bamboo & silk). Stitched on a HandiQuilter Infinity, stitch design by Anne Bright "Circuit Path," thread: Superior Threads Omni 3024, medium gray. My favorite color is green, the color of spring and I was gifted a huge stash of wonderful fabric, so it was an easy step to make this quilt (for myself!).

Maker - Kathy Johnson

Quilter - Kathy Johnson

Vermont Barn Timber

48 x 48

Wall

Using an interior barn photo of a timber with mortise taken by my husband as inspiration, this original design was created in a Heather Jones class.

Maker - Anne Kehn

Quilter - Laura Jarvis, Kootsi Quilting

Great Waves

60 x 80

Bed

This quilt features fabric that mimics the Great Wave of Kanagawa, a Japanese woodblock print. Combined with the gold highlighted cranes, it is reminiscent of a wonderful culture. It is made with the rows pattern shared during a guild SafeHouse sewing event.

Maker - Ann Kehn

Quilter - Laura Jarvis, Kootsi Quilting

Hawaii's Oceans: Whales, Fish & Corals

60 x 80

Bed

Hawaii's Oceans uses fabrics that are mindful of the natural beauty around Hawaii. It uses bright colors to bring out the incredible diversity of the Pacific Ocean. This quilt uses a modified rows pattern that was shared at a SafeHouse sewing event.

Maker - Ann Kehn

Quilter - Laura Jarvis, Kootsi Quilting

Bright Coral

60 x 80

Bed

A bright quilt using sunny yellow and sea coral. Quilting pattern of crazy 8's highlights the circles in the pink fabric and the rainbow backing. Rows pattern shared at the SafeHouse sewing event.

Maker - Ann Kehn

Quilter - Laura Jarvis, Kootsi Quilting

Aztec Fun

60 x 80

SH For Sale

Aztec Fun used fabrics found at the SafeHouse Fabric table that had markings reminiscent of Aztec culture. The straight line shapes of the quilting pattern further highlight the fun nature of this quilt. The row pattern was shared at a Safe House sewing event.

2020 CELEBRATE THE QUILT FROM HOME



Maker - Erika Keith

Quilter - Sandy McCoy

Astrid's Stringtime Quilt



60 x 80

Bed

This is my grand-daughter's Astrid's quilt. She lives in Madison WI. I made this quilt using the string piecing technique I learned from Mary Hogan. The sawtooth border was inspired by a class I took from Lynn Harris last May 2019. My grand-daughter helped me in selecting and putting together a number of the strips for the blocks. She had a hand in some of the final design by helping me decide on sashing (or not). She also picked out the final border fabric from a group that I auditioned. Sandy McCoy of Grass Lake quilted it for me on her long arm. I loved the way it turned out. And, so did Astrid.

Maker - Erika Keith

Quilter - Erika Keith

Ancestor Chair Triptych

8.5 x 16.5 ea

Wall

This trio was a group challenge -choose a subject and depict it in 3 styles, realistic, stylized and abstract. My subject, a chair photographed on the island of St. Lucia.

Maker - Michele Kennedy

Quilter - Michele Kennedy

Newest Neighbor Quilt

47 x 47

Bed

Made for the new baby on our condo cul de sac. Buildings represent our units. Square blocks in middle have messages. Embellished with machine decorative stitches inspired by "Two Flowers" class.

Maker - Michele Kennedy

Quilter - Michele Kennedy

A Walk in the Woods

20 x 17

Wall

Small group challenge: unusual material. I used plastic screening, tea bags, embossed paper, sheer pleated fabric, upholstery samples, and multi fiber yarn.

Maker - Michele Kennedy

Quilter - Michele Kennedy

Columbine

28 x 39

Wall

I love Ruth McDowell's work. I went to the Quilters Hall of Fame where she was quilter of the year, took a master class, and saw a gallery exhibition of her well known quilts. This quilt was pieced by her methods.

Maker - Barbara Kilbourn

Quilter - Anne Sloan

Boxes in Boxes

64 x 82

SH For Sale

Just a simple, fun quilt in a pattern that's great for using a collection of fabrics. Based on a pattern from the American Quilter's Society.

Maker - Barbara Kilbourn

Quilter - Barbara Kilbourn

Pincushion Collage

30 x 30

Wall

My version of a Laura Heine pattern entered with her permission. It was made for a friend's retirement and 65th birthday. It was so much fun adding the little details.

Maker - Barbara Kilbourn

Quilter - Barbara Kilbourn

Feathered Friend

34 x 34

Wall

This original design is my third quilt with birds as a theme. This quilt was made as part of the Paradigm Quilters fabric challenge. The leaves, the colorful background bricks, and most of the birds were all cut from a Marcia Derse fabric called "Treasure Hunt".

2020 CELEBRATE THE QUILT FROM HOME



Maker - Arlene Kindell Quilter - Laura Jarvis, Kootsi Quilting
Frida 64 x 84 Bed


This quilt began with a pile of scraps that were “too good to throw out”, and, for once, having time at home to sew. I tried randomly piecing it together to make a larger piece, and it soon turned into making blocks. As it turned out, many of the blocks had bits that reminded me of Mexico, including three that have Frida Kahlo in them, hence the name “Frida”.

Maker - Arlene Kindell Quilter - Laura Jarvis, Kootsi Quilting
Purple Collage 64 x 84 SH For Sale

This quilt used partial blocks and strips left over from another project. I played around with the pieces until it formed a pattern, then added more strips and blocks to make it big enough.

Maker - Anonymous & Arlene Kindell Quilter - Laura Jarvis, Kootsi Quilting
Red Tumbling Blocks 64 x 77 SH For Sale

This quilt is the result of a quilt top that was “rescued” (maker unknown). The original top needed some repair, and some borders were needed to increase the size.

Maker - Marilyn Knepp Quilter - Marilyn Knepp
Milicent's Garden  50 x 70 Bed

Jane Sassaman lectured and taught for GAAQG sometime early in this century. I took her class and was hooked on her designs, patterns, and fabric. In the years following the class, I made many quilt tops from her patterns and then “saved” them for something special –who turned out to be my grand-daughter, born in 2012. This was finished for her golden birthday in May of this year. Pattern by Jane Sassaman, published in American Patchwork & Quilting Issue 64, October 2003.

Maker - Marilyn Knepp Quilter - Marilyn Knepp
Cathy's Neighborhood 70 x 80 Bed

Cathy's Neighborhood: a farewell gift to a friend moving away from Ann Arbor. The house numbers are those of her family and friends—no matter where they live—to remind her that her neighborhood goes with her wherever she lives. Quilt pattern “Suburbs” by Cluck Cluck SEW.

Marilyn Knepp Quilter - Marilyn Knepp
fREADom 12 x 12 Wall

Made for a good friend's mother—a retired librarian— and gifted during ALA's 2019 banned books week. All the books in the quilt are on their list of those most frequently banned. Remember: “Google can bring you back 100,000 answers, a librarian can bring you back the right one.” – Neil Gaiman. fREADom from Patrice Smith license plate, chair pattern from Alethea Ballard DreamChairQuilts

Maker - Marilyn Knepp & Glenna Schweitzer Quilter - Laura Jarvis, Kootsi Quilting
Marilyn & Glenna Do Gwen (Marston) and Freddy (Moran) 69 x 69 Wall


Year-long collaborative quilt project by two great friends taking inspiration from the collaborative quilt books by Freddy Moran and Gwen Marston. Colors, parts and layout were all ironed out with close agreement and total enjoyment.

2020 CELEBRATE THE QUILT FROM HOME



Maker - Kosko Quilter - Jan Kosko
Pine Trees for Two 26 x 74 Wall

This pattern is from the Ann Arbor Sewing Center. I made two of these wall hangings, one for each daughter, to hang near their front doors where they both have a space. They will receive them at Thanksgiving so the wall hangings may be used during the upcoming holidays.

Maker - Jan Kosko Quilter - Jan Kosko
The Forest  35 x 15.5 Wall

This pattern is from a Frieda Anderson class I took through the guild. I have enjoyed making it several times for friends who have admired mine. This one will be a gift to my sister Judy. She has a cabin Up North and will be perfect there.

Maker - Nico Laudenberg Quilter - Nico Laudenberg
Irish Blouses 48 x 48 Bed

I made this quilt of two old blouses and some thrift shop fabrics. I love to rescue fabrics and re-purpose beloved clothes by making memory quilts because I want to give old things new meaning.

Maker - Nico Laudenberg Quilter - Nico Laudenberg
In the Jungle, the Quilty Jungle, This Lion Did Not Sleep at Night 58 x 58 Bed

I started this in Nashville 2019, when I took a foundation paper piecing class with the designer of this pattern, Violet Craft.

Maker - Gwendolyn Louis Quilter - Unknown
Appliquéd Hearts 62 x 73 SH For Sale

Appliquéd hearts of various colors, purple and lavender are predominate. Pieced sashing

Maker - Carol Makielski Quilter - Carol Makielski
Scrap Tango 63 x 78 Bed

Made with Karla Alexander's pattern "Argyle" and her 'Curves for Rectangles' ruler, I used batiks in my stash during the COVID-19 pandemic. It was an opportunity to 'shop at home'!

Maker - Carol Makielski Quilter - Carol Makielski
Eclipse 2019 30 x 35 Wall

Intrigued by the unusually named total lunar eclipse (Blood Wolf Moon) in January 2019, I found the perfect piece of fabric in my stash as a starting point and my husband, Chip, co-designed it with me.

Maker - Cheryl Mandeville Quilter - Cheryl Mandeville
Monet Challenge 24 x 36 Monet Challenge

When I turned the inspiration piece vertically, I saw an arch in the flowers. I ended up looking at the lily pond through an arched gate. (Arch pattern From "Simple Stained Glass Quilts" book by Daphne Grieg & Susan Purney Mark)

Maker - Katie McGrath Quilter - Katie McGrath
Going Dotty 39 x 44 Wall

I love polka dots and I have a lot of fabrics featuring them. I started with the windmill center, then kept adding borders for fun!



2020 CELEBRATE THE QUILT FROM HOME



Maker - Katie McGrath Quilter - Katie McGrath

Rough Diamonds 61 x 61 Wall

I saw a wonky diamond quilt online and I thought it looked like a good challenge. All the fabrics came from my own collection. Such fun to grab a bunch of colors and wing it.

Maker - Katie McGrath Quilter - Katie McGrath

Exploration 44 x 44 Wall

This quilt features triangles. I like using stripes and I have a large collection of striped fabric. The color pink adds zing to the design.

Maker - Roberta Myra Quilter - Yessant Habetz

Enchanting Stars, a Jacqueline De Jonge design 60 x 60 Wall

This crazy thing was an excuse to spend a week at the Madeleine Island School of the Arts in Bayfield, WI. It is far from perfect, but Yessant managed to quilt out my major mistakes.

Maker - Wanda Nash Quilter - Wanda Nash

African Elephant 30 x 40 Wall

This quilt was made as a result of a documentary I saw on National Geographic and an old movie with Clark Gable and Elizabeth Taylor.

Maker - Emily Nietering Quilter - Michalle Ross

New York Beauty  33 x 33 Wall

I took a GAAQG class from Linda J. Hahn in May of 2018 and finished this in 2019.

Maker - Emily Nietering Quilter - Michalle Ross

Christmas Presents 36 x 41 Wall

This pattern is a modified version of "All Wrapped Up" by Kate Spain for the Flurry line of fabrics by Moda.

Maker - Carol Palk Quilter - Carol Palk

Monet Challenge 50 x 31 Monet Challenge

My Monet challenge interpretation.

Maker - Colette Pariseau Quilter - Barbara Lusk, Granny Lady Quilts

French Blue 72 x 84 Bed

Pink Grapefruit pattern is by Coleen Merte of Northwater Quilts. Completed in 2019.

Maker - Colette Pariseau Quilter - Amy Lobsinger, Big City Quilts

Spring Lockdown 47 x 57 Wall

Quilt is a smaller version of Victoria Findlay Wolfe's Vintage Windows. Made during the current pandemic.

Maker - Lottie Parker Quilter - Lottie Parker

Peg O' My Heart 82 x 82 Bed

I belong to a 2 1/2" SQUARE club. On their birthday each gal gets 50 squares from each member. When there are over 35 members, you get lots of squares on your birthday. This was an effort to use those squares.

2020 CELEBRATE THE QUILT FROM HOME



Maker - Jane Reiter

Quilter - Jane Reiter

Astray & Awry

30 x 62

Wall

I like to use repurposed, recycled materials in my art quilts. This quilt uses window screening, silk batting, newspaper yarn, and nylon knit fabric along with cotton embroidery floss. The couching stitches hold together the 3 layers of backing, batting, and top knit fabric. I love the colors and textures!

Maker - Gertraud Reynolds

Quilter - Gertraud Reynolds

Wabi Sabi

24 x 18

Wall

Wabi Sabi is a term of Japanese aesthetics.

Maker - Gertraud Reynolds

Quilter - Gertraud Reynolds

From Grandmother's Attic

24 x 18

Wall

Made for a challenge of the Creative Seasons Group. According to the Japanese "Wabi Sabi" aesthetic, damaged and imperfect items acquire beauty over time.

Maker - Gertraud Reynolds

Quilter - Gertraud Reynolds

Creative Seasons

24 x 18

Wall

Made at the occasion of the 13th anniversary of our quilting group "Creative Seasons" in April 2020. The ribbon symbolizes the ties of friendship, and the birds the group members, who, like birds of a feather, flock together.

Maker - Lori Rhode

Quilter - S & B Quilting

Teal Boomerang

104 x 108

Bed

This is a gift for my sister Deanne. She chose the color and Jaybird Quilts pattern.

Maker - Lori Rhode

Quilter - S & B Quilting

K & D's Bravo Indigo

117 x 98.5

Bed

This pattern is by Nightingale Quilts. The quilt is a wedding gift for my niece Katherine Groble and Dan Tooman who are having a Covid ceremony at the end of the summer. Katherine chose the pattern.

Maker - Lori Rhode

Quilter - Lori Rhode

Monet Confetti

17.5 x 29.5

Monet Challenge

Noriko Endo and Anne Loveless have books on this confetti technique and use it in some of their works. Glad the frog, which has been in my button box for years, found a home.

Maker - Lori Rhode

Quilter - Lori Rhode

Teapot Round Robin

60 x 80

SH For Sale

The center square of the quilt was created in a round robin challenge within the 8 Mile Radius small group. Since the teapot was from the Safe House table its destiny was set. I sewed the checkerboard, teacups, border, and quilted it.

Maker - Lori Rhode

Quilter - Lori Rhode

Pink Aspens



26 x 16

Wall

Started in a 2016 guild class with Frieda Anderson. Instead of using the pine trees of the pattern, I substituted a pink aspen grove.

2020 CELEBRATE THE QUILT FROM HOME



Maker - Lori Rhode

Quilter - Lori Rhode

Oak Leaf 

19.5 x 27

Wall

This is the project I started in Deb Grifka's 2019 bias strip applique QU class. I thought improvisational oak wood grain quilting, rather than straight lines, would work well. Oak trees, leaves, and acorns are a favorite symbol.

Maker - Elizabeth Rodriguiz

Quilter - Elizabeth Rodriguiz

Evelyn's Quilt 

64 x 80

Bed

Kathryn Groves class QU 2017, Judy Niemeyer pattern (paper-pieced stars)

Maker - Elizabeth Rodriguiz

Quilter - Elizabeth Rodriguiz

Floral Fun

60 x 80

SH For Sale

I found some pretty blocks in a box of fabrics donated to the GAAQG SafeHouse table. I made a few more coordinating blocks so that this could be a fun two-sided quilt. I am not an expert quilter, but I would be proud to bestow this on a young person in my family. The "other" side is very similar except the sashing is pinkish orange rather than pink floral.

Maker - Camie Roper

Quilter - Camie Roper

Country Lanes

60.5 x 82

Bed

I have probably made 15 quilts from this design, each different, depending upon contrast between fabrics. The original design showcased solid pastel fabrics, but I tend to have prints on hand. I like to combine them with texturized solids and really like the end result. This particular quilt hangs in my dining room, and seems to glow with the diagonal rows of gold and blue squares against the dark floral background. Typically I would bind it with a darker color, but really like the effect of the gold fabric.

Maker - Camie Roper

Quilter - Camie Roper

Dog's In Lane

61 x 82

SH For Sale

Based on "Country Lanes" in the book Mountain Mist Quilt Favorites, the dog print is set against a teal/gold texture print background (Stonehenge Solstice). I almost used bright hues for the crosshatch lanes, rather than black and white, but I'm glad I went with the black and white. I had been away for a month, so ended up making the quilt start-to-finish in 3 days to get it into the show.

Maker - Camie Roper

Quilter - Camie Roper

Windblown Tulips

20.5 x 20.5

Wall

Although this is only one block, the original pattern appears in the book Mountain Mist Quilt Favorites (Oxmoor House, Birmingham, 1998). A Kathy Patrick of Nicholasville, KY in 1983 made a full-size quilt with 12 blocks and a beautiful tulip-appliqued border, photographed for the book. The pattern first appeared on Mountain Mist batting wrappers in 1930, designed by Phoebe Edwards, who created and styled more than 50 quilt patterns for Mountain Mist from 1929-1937.

Maker - Camie Roper

Quilter - Thread Bear Quilting

Cats & Bubbles

47.5 x 60

Wall

I modified the block to make the design I wanted, then used only authentic cat colors in the blocks.

2020 CELEBRATE THE QUILT FROM HOME



Maker - Janet Rost

Quilter - Janet Rost

On the Bright Side

94 x 94

Bed

American Patchwork and Quilting held an online quilt-along starting in September of 2019. The pattern (On the Bright Side) was in their February 2018 issue. There are 256 three-inch sawtooth stars (17 pieces each) and was a big challenge for me. I quilted in during the pandemic and am glad to have completed the challenge.

Maker - Janet Rost

Quilter - Janet Rost

Pandemic Posies

22 x 26

Wall

This quilt was started in a class taught by Maria Shell during the Houston Quilt Show of 2018. The pandemic gave me time to add hand stitches and machine quilting. Note the quilted "coronaviruses" in the background, each one embroidered with a slash of X's. In effect, these beautifully unique posies emerged from the pandemic and tamed the evil coronavirus.

Maker - Janet Rost

Quilter - Janet Rost

Color Outside the Lines

59 x 59

Wall

All People Quilt/Quilts and More sponsored their 2019 online quilt-along. The pattern was created by Linda and Carl Sullivan of Quiltworks. I used stash fabrics similar in color to the kit fabrics. There were many points to match and I found it quite challenging. Online quilt-alongs are fun for me because they have a forum for asking questions, sharing photos and information, and congratulating other quilters on their work.

Maker - Brenda

Quilter - Brenda Rowley Gray

Swimsuit on the Beach

9 x 9.5

Wall

Completed in 2018 for a AAMQG color challenge. Beth Billup's encaustic work was the inspiration for this quilt.

Maker - Meena Schaldenbrand

Quilter - Meena Schaldenbrand

COVID-19 Frenzy

24 x 30

Wall

Vocabulary: Social Distancing, Flattening Curve, Herd Immunity. Made face masks. Grateful: First Responders. Quarantine: lost some freedoms. Hoarded toilet paper, hand sanitizers, washed hands. How long will it last?

Maker - Meena Schaldenbrand

Quilter - Meena Schaldenbrand

Coping with Cancer Clouds

64 x 44

Wall

Dream catchers trap bad & let good dreams pass. Cancer clouds unleash an emotional roller coaster.

Maker - Meena Schaldenbrand

Quilter - Meena Schaldenbrand

Journaling Corona Virus from A to Z

18 x 22

Wall

Keeping a journal helped me cope with my emotions, and record quarantine thoughts. So many questions and exclamation points during this surreal time.

Maker - Kathy Schmidt

Quilter - Kathy Schmidt

Near the Coral Sea

33 x 37

Wall

When I created this group of hand-dyed fabrics, they spoke to me of light entering the sea and the coral growing below the surface. Texture is added with embroidery, ribbons, cheesecloth, yarns.

2020 CELEBRATE THE QUILT FROM HOME




Maker - Kathy Schmidt Quilter - Kathy Schmidt

Fantasy String Flower 36 x 42 Wall

Tiny strings of black and white fabrics compose the petals and leaves of this imaginary flower. It was fused to organdy and stitched and quilted to the background. The edge treatment is raw edge organdy.

Maker - Kathy Schmidt Quilter - Kathy Schmidt

Line of Logic  33 x 33 Wall

I found it very easy to create a cohesive art project using fabrics created in a class with Susan Purney Mark. The class used a limited palette of color and that parameter was utilized while I made this piece.

Maker - Judith Schmidt Quilter - Schmidt

Focus on the Seasons: Pleasant Lake 54 x 39 Wall

Twelve panels combine photos printed on fabric and scraps chosen to evoke the seasons at our family cottage in West Bloomfield, Oakland County. No piecing required - scraps and photos are arranged to overlap on the batting and backing and held in place by lines of close straight stitching with a regular foot. 2019

Maker - Judith Schmidt Quilter - Schmidt

Focus on the Huron River 42 x 39 Wall

Nine panels feature photos taken along a portion of the Huron River, mostly in Ann Arbor's Gallup Park, over a period of many years. Overlapping scraps enhance the sense of flow - that of the river and of the seasons. The lines of stitching hold the scraps in place, adding another layer of flowing texture. 2019

Maker - Susan Schwandt Quilter - Kathy Koch

Bursting with Happiness  58.5 x 58.5 Wall

The quilt blocks were pieced using techniques learned in Linda J. Hahn's "New York Beauty Simplified" GAAQG class, May 2018. Linda's pattern: "Fire Island Fiesta" from her book, "New York Beauty Diversified." A great way to use up my black and white scraps, but it needed a touch of yellow. Susan Cleveland's "Piping Hot" piping from the GAAQG Quilt University 2017 class did the trick.

Maker - Susan Schwandt Quilter - Susan Schwandt

Our Precious World  41 x 27.5 Wall

Wall quilt made using Shannon Brinkley's "Scrappy Applique" technique from Shannon's GAAQG QU 2019 workshop. Pattern from Shannon Brinkley's book, "Scrappy Applique Bits." Machine quilted on stationary domestic machine using invisible, rayon and metallic threads. The quilt was made to honor our precious planet and the Scrappy Applique technique is so much fun!

Maker - Susan Schwandt Quilter - Susan Schwandt

A Child's Wish for America 40 x 40 Wall

Made for QGMD-AQS Grand Rapids Ultimate Guild Challenge theme: "Out of the Blue." I wish that Captain Melvin's spaceship would emerge from "out of the blue" and fly over America, beaming healing rays of love, kindness, empathy and unity to heal the divisiveness in our country. Techniques: hand-beaded; hand-guided, thread painted lettering; free motion quilted on home stationary machine, hand-stenciled, surface texture, mixed media—dupioni silks, acrylic paints, silk shredded paper. Hubble satellite photo for background and planet Earth fabrics printed by Spoonflower.

2020 CELEBRATE THE QUILT FROM HOME



Maker - Glenna Schweitzer Quilter - Glenna Schweitzer

We Didn't Start the Fires (Detroit Summer 1967 Riots)  22 x 37 Wall

Commemorating the Detroit race riots in summer 1967 fifty year anniversary, the quilt was started in a 2017 GAAQG class on wonky houses and finished in 2020.

Maker - Glenna Schweitzer Quilter - Glenna Schweitzer

Composition #2 39 x 53 Wall

This quilt was created during a two-week Nancy Crow workshop Strip Piecing and Restructuring and reflects the serenity of slow water and calm colors.

Maker - Mary Seminitis Quilter - Laura Jarvis, Kootsi Quilting

Scrappy Squares 60 x 80 SH For Sale


I love putting together 2 and 1/2 inch squares to make a quilt. I used scrap material from other completed quilts and material from my stash. I think this type of quilt would fit any kind of decor.

Maker - Mary Seminitis Quilter - Laura Jarvis, Kootsi Quilting

Thanksgiving 60 x 80 SH For Sale

I got a fall looking panel from the SafeHouse table and wanted to make blocks with different fall colors to go around the panel. I used scraps and material from my stash to complete the squares along the top, bottom and sides of the colorful panel.

Maker - Laura Sheets Quilter - Laura Sheets

Spring Wedding  43 x 43 Wall

I started this quilt in Victoria Findlay Wolfe's Double Wedding Ring class held during the 2019 Quilt University.

Maker - Patrice Smith Quilter - Patrice Smith

Monet Challenge 33.5 x 27 Monet Challenge

The colors and the brushstrokes of Monet's painting inspired the colors and textures I created.

Maker - Patrice Smith Quilter - Patrice Smith

Dreaming of Pineapples  28.5 x 28.5 Wall

Gyleen Fitzgerald taught this method of making the pineapple quilt and I fell in love!

Maker - Patrice Smith Quilter - Patrice Smith

Playtime 36 x 41 Wall

Playtime was pieced at a retreat that was devoted to playing!

Maker - Patrice Smith Quilter - Patrice Smith

Class #5 12 x 28 Wall

This was started in a class with Rosalie Dace. It is about water treatment...can you see it?

2020 CELEBRATE THE QUILT FROM HOME



Maker - Rita Stark

Quilter - Laura Becker

Louie's Quilt

56 x 75

Bed

This quilt, made for my grandson, was part of a series in working with gray and white fabrics. I liked the use of calligraphy and industrial motif along with assorted unusual fabrics. It also includes fabric with his name.

Maker - Rita Stark

Quilter - Laura Becker

A Boy & His Fox Quilt

63 x 82

Bed

My grandson loves foxes. I combined two different fox fabrics and Voila! A boy and his quilt.

Maker - Amy Stevenson

Quilter - Pink Castle Fabrics

Double Wrench

60 x 82.5

Bed

I saw this quilt in "101 Fabulous Rotary-Cut Quilts" with a solid white background, while I had a bundle of blue fabrics. Made for the guest bed of my parents new home by the beach. Eventually I added extra warm tones in as I got tired of blue and red.

Maker - Amy Stevenson

Quilter - Amy Stevenson

Split Snowballs

60 x 80

Bed

I am fascinated by gradients, so I divided my orange fabrics into 5 groups based on approximate hue, and following a cartoon I made I built this quilt out of bowtie blocks, mostly with subtle shifts of hue, though some are not subtle, to emphasize the construction method.

Maker - Carol Ullmann

Quilter - Carol Ullmann

Scrap Wool Quilt

82.5 x 98

Bed

Scrap Wool Quilt was pieced and quilted by Carol Ullmann. It's a bed quilt that measures 82.5" x 98" and was improvisationally pieced from scraps from Carol's stash, from friends, and from thrift stores. The back is teal flannel and there is no batting inside. It's hand quilted with pearl cotton and bound with wool herringbone suiting.

Maker - Mary Vinovskis

Quilter - Mary Vinovskis

Motion-Emotion I

28.5 x 26

Wall

First of my three piece series. These were developed by adding fabric appliques and/or additional color to black and white painted fabric created in a 2019 guild QU class with Susan Purney Mark.

Maker - Mary Vinovskis

Quilter - Mary Vinovskis

Motion-Emotion II

16.5 x 32

Wall

My favorite in the series, using portions of two yards of white fabric which was randomly painted with strokes and blotches. Some portions of the fabric were further developed.

Maker - Mary Vinovskis

Quilter - Mary Vinovskis

Motion-Emotion III

20 x 32.5

Wall

This is one of three pieces developed from a 2019 QU class with Susan Purney Mark.

2020 CELEBRATE THE QUILT FROM HOME



Maker - Second Tuesday Quilters Quilter - Quality Quilting

Green Snowball 61 x 81 SH For Sale

Members of the group contributed the squares and Ida Copeland made them into snowballs and assembled it.

Maker - Jackie Raphael Quilter - Quality Quilting

Maize & Blue Bars 56 x 75 SH For Sale

Jackie's quilt is in true UMich Go Blue fashion with blue and gold colors, symbols, and football quilt pattern.

Maker - Second Tuesday Quilters Quilter - Quality Quilting

Blue & Yellow Graduation Plaid 69 x 89 SH For Sale

Group members contributed squares and Pat Keith assembled the quilt.

Maker - Second Tuesday Quilters Quilter - Quality Quilting

Civil War Reproduction 60 x 76 SH For Sale

Gloria Hogan and Ida Copeland organized this project with group members contributing and piecing Civil War reproduction fabric.

Maker - Second Tuesday Quilters Quilter - Quality Quilting

Graduation Rainbow Plaid 60 x 80 SH For Sale

This piece was made with fabric hand dyed by Jeanne Neuheff. Group members pieced the fabric and Jeanne assembled it. The backing also has an arrangement of pieced squares

Maker - Second Tuesday Quilters Quilter - Quality Quilting

African Squares 62 x 86 SH For Sale

Jean Shaw collected fabric from Africa to make this strikingly beautiful quilt

Maker - Second Tuesday Quilters Quilter - Quality Quilting

Red Graduation Plaid 59 x 84 SH For Sale

Group members each used red fabric from their "stash" to contribute squares, which provided an interesting variety of color. Pat Keith compiled the squares for this warm quilt.

Maker - Second Tuesday Quilters Quilter - Quality Quilting

Batik Puzzle 64 x 86 SH For Sale

Gloria Hovan and Jean Shaw "puzzled" over how to "construct" this quilt with a rich variety of Batik fabric from group members.

Maker - Anonymous & Rick Ware Quilter - Rick Ware

Kansas City Star - Prairie Flower Project 60 x 80 SH For Sale

Needle-turn hand applique blocks from SafeHouse table that were made from Kansas City Star "Prairie Flower Project" block of the month pattern series. I added sashing and borders to complete quilt top.

Maker - Anonymous & Rick Ware Quilter - Rick Ware

Flower Garden 60 x 80 SH For Sale

Needle-turn hand applique blocks from SafeHouse table made from "Flower Garden" pattern by Helen B. Davis. I added blank blocks to complete quilt top.

2020 CELEBRATE THE QUILT FROM HOME



Maker - Anonymous & Rick Ware Quilter - Rick Ware

Modern Cathedral 60 x 80 SH For Sale

This quilt top from the SafeHouse table needed a border to enlarge to required size. Longarm machine custom quilted using templates - not an overall quilting pattern.

Maker - Anonymous & Rick Ware Quilter - Rick Ware

Prickley Stars 60 x 80 SH For Sale

Quilt top from SafeHouse table was square with black background. I added large border to enlarge to required size. Longarm machine quilted with overall edge-to-edge design.

Maker - Marie Ware Quilter - Marie Ware

Below the Surface 36 x 24 Wall

Based on a drawing by my niece Diane Kowalski. Fused applique with commercial fabrics; domestic machine quilted. This is the second time I have made this quilt as a wedding gift for my favorite turtle lovers. The first one was last year as the center of a queen-size bed for another niece, this one is a wall hanging for a friend's daughter

Maker - Rick Ware Quilter - Rick Ware

Long Live Letterpress 36 x 24 Wall


Sauder Village Challenge 2019 - Honorable Mention. Machine pieced with prescribed and other commercial fabrics, and my photo of Village's rotary press printed on fabric; longarm machine quilted. Trade jargon was hand lettered in various fonts on the challenge fabrics

Maker - Patricia Weber Quilter - Patricia Weber

Impression of an Impressionist 35 x 22.5 Monet Challenge

I love Monet's impressionistic paintings. I was surprised to see in his painting that the water was shown with vertical strokes. I think of water to be horizontal. So, I replicated the vertical water strokes with fabric.

Maker - Patricia Weber Quilter - Sandra Oak

Michigan Beauty Pond  70 x 70 Wall

"Michigan Beauty Pond" displays New York Beauty blocks using techniques from GAAQG class by Linda J. Hahn. See lily pads, log, shore, and clouds. Cat tails were appliquéd over background.

Maker - Patricia Weber Quilter - Sandra Oak

Double Wedding Ring #1  44 x 44 Wall

This Double Wedding Ring Quilt #1 was accomplished as a result of a GAAQG class taught by Victoria Findlay Wolfe. She provided great direction regarding composition and color.

Maker - Kaye Whittington Quilter - Kaye Whittington

Maasai of Africa 18 x 18 Wall

This mini quilt was inspired by a collection of Maasai necklaces that I owned and a challenge to teach the technique in a retreat.

2020 CELEBRATE THE QUILT FROM HOME



Maker - Kaye Whittington

Quilter - Jean Coleman

Tribal Chiefs

31 x 35

Wall

This quilt was designed for a challenge in my Great Lakes African American Quilt Guild. The symbols of Ghana, the omnipotence of God, Love, Unity, Hardship, Strength, Wisdom, Loyalty, Excellence, and animals. These represent the history, belief, and philosophy of the Asante people. The Center mask represents the leadership of the tribes and was painted and beaded on a patterned burlap. The small heads are tribal leaders that have been molded by a medium called “ Melt Art “ using assorted beads and wire for the hair and stones for the eyes. African Beads for the embellished dangles

Maker - Kaye Whittington

Quilter - Accents In Quilting

The Joy of Flowers

30 x 30

Wall

I was inspired by a pattern that I purchased and thought it would be great with some hand-dyed fabrics and the multi-color border fabric that was in my stash. The border print had the right kinda colors that made me think of flowers, wind, and sky that God created.

Maker - Patricia Wolf

Quilter - Laura Jarvis, Kootsi Quilting

Labyrinth

80 x 80

Bed

Pattern by Australian designer Rita Hodge and quilted by Laura Jarvis, the “Labyrinth” quilt includes both American and Australian fabrics.