

GAAQG SAFE House Quilts

November 2020

Grace Boxer

"Chicken Frolic"

Jan Kosko provided me with a
started top kit, and I finished it.

Assistance provided by Grace Boxer.

"Chicken Simple" pattern (Mary
Haacke pattern) quilting by
KootsiQuilting by Laura Jarvis.

Safe House donation.



Do you see the
chickens in the
quilting?

Marion Holt


"Spinning Windmills"

Jan Kosko provided me with a
started top kit, and I finished it.

Assistance provided by Grace Boxer.


"Stars" pattern (HQ pattern) quilting
by KootsiQuilting by Laura Jarvis.

Safe House donation.



Stars in the
quilting!


Ida Copeland



Jean Coleman



Jean Coleman



Linda Theil

I fell in love with CAPSULES "Stargazer" fabric line from Art Gallery Fabrics Studio and could hardly bear to cut the selection of fat quarters I bought as a bundle. ... I won't say my "Stargazer" twin is the world's most brilliant or original quilt design, but it is very adaptable, fast and easy to sew, and lends itself to a modicum of self-expression.

For more information:

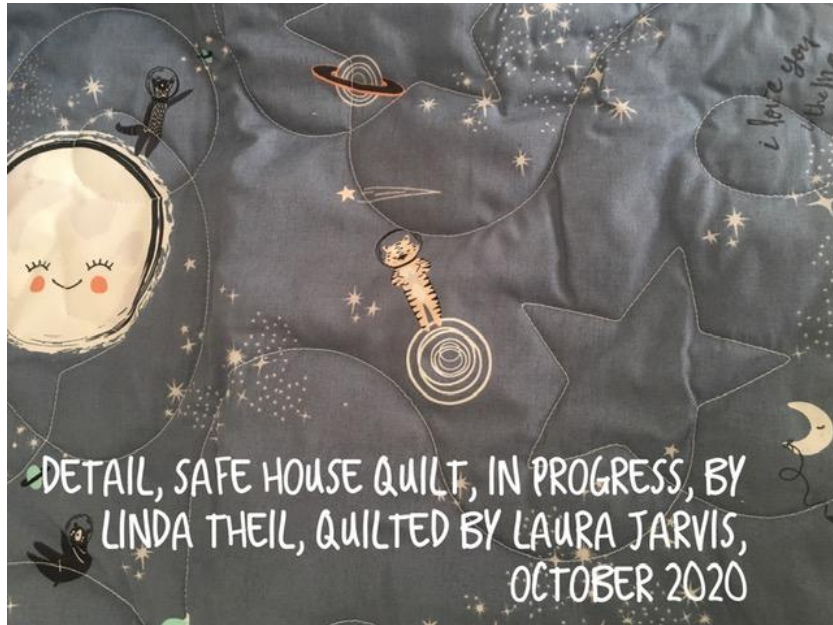
<https://appletondance.blogspot.com/2020/10/easy-feature-fabric-quilt.html?m=1#.X5QRSohKguV>

This was quilted by Laura Jarvis of KootsiQuilting




Linda Theil

More detailed pictures



Jane Clark

Here are some quilts I have quilted for Safe House. I have been professional quilting for over 16 years. I have recently retired from my full time job and along with my customers quilts, I am quilting some for Safe House. This is a small sampling of what I have done so far. This is fun for me and rewarding.



Jane Clark



Jane Clark

The quilting technique used here is called McTavishing. It was designed by a quilter, Karen McTavish. It is my version of it, done freehand. I run a Statler by Gammill which is computerized. I also enjoy combining freehand for a nice blend.



SAFE House Sewing Event

September, 2020

Glenna Schweitzer

This is the sample for the SHSE. It was
sewn up by Glenna Schweitzer -
OVERNIGHT!!

(Admiringly sent by Jan Kosko)



Camilla Roper

Attached is the African prints quilt I made from the fabric kits you provided us for the SafeHouse quilt event. The blocks finished at 6 1/2" and the sashing is 1 1/2". I just loved the beautiful fabrics! It was such a pleasure to work with them. I dropped off the quilt today with Anne Rapundalo.



Patricia Wolff

I paired the interesting prints provided by Jan with some charcoal yardage I'd saved for an occasion. I die cut the half square triangles, making the process quicker.




Ida Copeland

Here's what I made during the African sewing event. The fabrics were collected over years of shopping at national quilt shows. You can see the refinement of fabrics as the word got out that the quilt market wanted certain standards. The pink square with the dancing figures was bought in the South African trip with the Walnut Creek Chamber of Commerce. Some of the fabrics were disappointing after the wax was washed off. And some of the fabrics, of course, are not authentic.



Jean Coleman

This is the African fabrics quilt I made with Jan's after meeting sewing session.




Vera Boychuck



Emma Kehn

Savanna Daze

Quilting in Spiral Waves pattern
and binding by Laura Jarvis
Safe House Sewing Event



Ann Kehn

The Grasslands Dance

Quilting in Easy Geo pattern
and binding

by KootsiQuilting by Laura
Jarvis



Grace Boxer / Jan Kosko

A Collage of
Communities

Fabric Cutting by Jan
Kosko
Top by Grace Boxer

Quilting in Straight Line
Stipple pattern and
binding
by KootsiQuilting by
Laura Jarvis



Grace Boxer & Ann Kehn

A Forested Sunrise

Fabric Cutting by Jan Kosko

Top by Grace Boxer and Ann Kehn

Quilting in Stylized Leaves
pattern and binding

by KootsiQuilting by Laura Jarvis



Janice Ford

The virtual class was great! I tried some new quilting designs in this quilt and really liked how they turned out.

