

GAAQG Show and Tell

September, 2020

Packing Pods

Linda Theil



Spencer Ogg
packing pods
by Linda Theil
at AppletonDance



I felt a need to tell my story and used my quilting and crafting skills to tell it. This piece is felt appliqué, with hand and machine stitching, embroidery, knitting, and embellishment. -- Christy Vinter Klim

I took a Dancing With The Wall class on line with Irene Roderick. This 26x23 piece is the result. Entirely improvisational piecing and machine quilted. It was great fun!

Patrice Smith



This is a piece I made while taking a class, Dancing with the Wall, from Irene Roderick in July with several other guild members. Machine pieced and hand quilted. About 20" X 24".

Mary Hogan



Moorestown Modern 2

This is the 2nd quilt made from a scrappy quilt I rescued from a friend's cabin. The first one was in the online show from the Heather Jones class. The fabrics are for the 40-50's. The pattern was something I saw in a magazine. 66 1/2" square. Made and quilted by me.

Lucinda Herring



Moorestown Modern 2
- detail and back



Lucinda Herring



Commotion

I decided to do a scrappy red, white and blue quilt using my never-ending stash of patriotic fabrics. I chose a pattern I found for free on-line called *Commotion* that was made up of large flying geese. I chose to make the flying geese the traditional way which left me with LARGE half-square triangles. Well, there was no way I was throwing those away ...



Nancy Finlayson



Patriotic Pinwheels

... so I ended up making pinwheels. Pretty time-consuming but with no waste of fabric. I then set them in a quilt I call *Patriotic Pinwheels* for SafeHouse. It was a 2-for-1 adventure! I was also wowed by the fabric I found for the backing of the SafeHouse quilt. It turned out to be a very bold fireworks pattern. I hope some kid will love it!

Nancy Finlayson



Porcelain Rick Rack

I worked on a bunch of quilts I had completed that just needed quilting done. The densely quilted Digital feathers Design I think brought out the beauty of the fabrics in this “Porcelain Rick Rack” quilt.

Tina Hille




Dragonfly Chain

I finally took time from my 40 hr wk job and my longarming startup to do a couple quilts for myself. I made this Irish chain queen-sized quilt for my bed and used an edge to edge dragonfly digital design to stitch it.


Tina Hille



AUG 15, 2020




Client quilts quilted by Tina Hille



More client quilts quilted by Tina Hille



Table toppers and a client quilt - all quilted by Tina Hille



Quilts of Valor quilted by Tina Hille

Quilts of Valor quilted
by Tina Hille



Focus

I took classes from Ellen Lindner online several years ago. I made all these quilts in her classes, so I am sharing them for September Show and Tell.

Focus was created in Ellen's "Sticky Fingers (Glued Collage)" online. It has medical journal papers including pictures glued to fabric along with T-shirt text, ribbons, and trims.


Meena Schaldenbrand



Amy's Graduation Quilt Detail

This was created in Ellen's "Instant Art Quilt" workshop online. The background was created from a 2-color dyed fabric and also uses charms and machine-embroidered text.

Meena Schaldenbrand



Apple I

This was made in Ellen's "Double Reverse Appliqué (An Apple a Day)" online workshop. I used a fiberglass window screen for its shadow.

Meena Schaldenbrand



Nine-Patch Fun

I “adopted” 4 Safe House boxes at the November meeting and have been making Safe House quilts all year. This is the front and back of as-yet-unquilted quilt #5 this year.. I have been using the back for workplace Zoom meetings.

Liz Rodriguez



Fruits and Flowers

This is another as-yet-unquilted Safe House top (#6 for the year) from the “adopted” boxes. It’s been fun pulling out packages of blocks and trying to figure out how to make them into something special.

Liz Rodriguiz



Grand Pianos for a Grand Young Man

COVID gave me the time to make these 2 music quilts from a pattern I bought 5 years ago. The quilts gave me the serenity and the focus I needed to get through these days.

This is for my grandson and reflects his interests.

Merrie Malerich



Quilt for a Note-able Piano Teacher

This quilt is for my
grandson's
awesome piano
teacher.

Merrie Malerich



Close-up

Harmony for Safe House

First pair (front and back) is the result of an August quarantine quilt along with Gudrun Erla of GE Designs. The pattern name is "Harmony" and made a perfect SafeHouse quilt. 60"x80"

Quilted by Laura Jarvis
of Kootsi Quilting

Sonja Hagen



Costume Maker's Ball

The second pair (front and back) is a birthday present for my sister who considers Halloween the best holiday. It's 75" x 81". It is my original pattern and inspired by 3 panels from Riley Blake called Costume Maker's Ball.

Quilted by Laura Jarvis of Kootsi Quilting

Sonja Hagen



Mackey's Moraine

36 1/2W x 28 1/2H Pattern by Joan Statz.

Fused applique' with commercial fabrics; longarm machine quilted by my husband Rick. This quilt has been a long time coming to completion. After a number of obstacles were overcome, the applique' edges were stitched down but I was stuck how to finish it so it hung on the design wall. Rick liked it much more than I did and offered to finish it. He added tree trunks in heavy thread, branches of the shrubs with variegated thread, and quilting around the applique' shapes and over the sky and river.

Marie Ware



Bold Strokes and Subtle Tints

33 1/2W x 49 1/2H

Base fabric was painted outdoors on the ground while standing up during a 2019 Quilt University workshop with Susan Purney Mark. Various sheer fabrics were fused and sewn on then an overall quilting design with variegated thread was done with a longarm machine. I painted doilies then hand sewed them on.

Rick Ware

