

Greater Ann Arbor Quilt Guild

SafeHouse Quilts Show and Tell
May 2021

Mary Bajcz



Mary Bajcz

Remus joined the picture-taking party!



Karlane Bellaire

Squash Blossom Exploded

Pieced by Pat Wagner, Peggy
Plawchan and Karlane Bellaire.
Quilted by Pat Wagner.



This one was quilted by Jane Clark (iquilt4you). For some reason I don't have the name of the creator of this one.

Jan Kosko



Barb Moretti

Quilted by Jane Clark



Barb Moretti

Quilted by Jane Clark



Barb Moretti

Quilted by Jane Clark



Barb Moretti

Quilted by Jane Clark



Barb Moretti

Quilted by Jane Clark



Barb Moretti

Long Arm quilted by : Pat Weber

Final binding: Nancy Frye

I love the colors and pattern!!

*(Picture submitted and narrated by
Nancy Frye. Liz loves this, too.)*



Nancy Finlayson

Squares 1


Because I had 3 drawers full of 2 1/2 inch squares, I decided it was time to see how many I could use up. I ended up making two quilts for Safe House, each containing approximately 1200 squares.

Unfortunately I still have 2 drawers of 2 1/2 squares left! Quilted by Laura Jarvis.



Nancy Finlayson

Squares 2



Nancy Finlayson

Bullseye String Quilt

I love the bright colors that I used for these quilts. I enjoy making string quilts and was pleased with the design I used this time. Quilted by Laura Jarvis.



Nancy Finlayson


Tickets and Pencils

Quilted by Laura Jarvis



Nancy Finlayson

In working through by stash of UFO's during the pandemic, I also came across a ruler that had never been taken out of the package. It is called a Twist and Stitch and was fun to do once I got the hang of it. However, it would be totally unforgiving if you made a cutting mistake. Fortunately, I didn't and loved the result, especially since the quilt "self borders". Quilted by Laura Jarvis



Emily Nietering

Scrappy Half-Square Triangle

Made by Emily Nietering, Quilted by Melissa Gregoire of Quilting by Melissa


This is the 6th Safehouse quilt I have made with this pattern, each one with the blocks arranged differently. Thank you to Jean Coleman for the pattern.



Emily Nietering

Funny Houses

Made by Emily Nietering, Quilted by
Melissa Gregoire of Quilting by
Melissa




Emily Nietering

Fall Ferns

Made by Emily Nietering,
Quilted by Melissa Gregoire of
Quilting by Melissa

This is the 4th quilt I have
made using this pattern from
Donna Robertson's "Easy
Peasy 3-Yard Quilts." To
make a Safehouse (twin) sized
quilt you need 2 yards each of
3 coordinating fabrics.



Betsy Price

Ooops!!!

This is a quilt for Safehouse using pieces leftover from other quilts it wasn't til I'd completed the quilting and pinned this on the wall that I realized I'd mis-positioned a row. ...oops!

Made and quilted by me.



Lynn Aleman

I originally made this house for Safe House. As it came together, I thought it might be worth considering putting it in a silent auction and donating the proceeds to SafeHouse.

My husband loved this quilt and sent a picture of it out to our immediate family along with some information on SafeHouse and what my plans were to do with the quilt. My brother called me and said he loved the quilt, and wanted to buy the quilt so he could support my wish to support SafeHouse. He sent me a check for \$500 payable to SafeHouse and I sent him the quilt.

This has been a win-win on so many levels. How joyful for me.

I wanted to share a picture of the quilt. **It was beautifully quilted by Laura Jarvis who has quilted numerous quilts for SafeHouse.**



Gayle Kush

This quilt was made from a pattern in the book "Couch Quilts." It was made and quilted by me.



Gayle Kush

Hearts

This was picked up as a kit from the Safehouse table. It contained two tops, enough backing fabric for one and binding fabric for almost two quilts. I added the extra binding fabric and the backing for one of the quilts as well as the batting and did the quilting for both. I finished and turned in the other one during the quarantine.



Gayle Kush

Elvira

This quilt was made from the pattern "Elvira" in a quarantine quilt along with Gudren Erla when the pandemic quarantine first began. It was a fun quilt along during those difficult times. It was made and quilted by me.



Janice Ford




Janice Ford

The center strip was left from a previous quilt and I added the borders.



Janice Ford

I am working to use up my 5 boxes of scraps.



Janice Ford

The 3 wider panels were leftovers from previous Safe House Quilts. I added the rest.




Janice Ford



Janice Ford

Another quilt from my stash



Nancy Frye

Attached are photos of a Safe House quilt.
This was a kit that Jan Kosco put together for us.
I pieced it, Pat Weber did the long arm quilting, and
then I finished binding it.
I love the quilting pattern that Pat picked out!!



Nancy Frye

Pieced by: I added the borders to the square center medallion. I don't know who did the center piece.

Long arm quilted by: Pat Weber

Beautiful quilting!!! The back is a soft, cuddly flannel.



Denise Zorn



Quilted by Denise Zorn



Merrie Malerich

Quilted by Laura Jarvis



Merrie Malerich

Quilted by Laura Jarvis



Merrie Malerich

Quilted by Laura Jarvis



Discreet Quilters

We do not yet know the names of the makers of these quilts. Feel free to send a note to showandtell@gaagg.com stating which quilt(s) you made, and we'll correct the record.

#1



#2



#3



#4




Nice tying job here!

#5



#6



#7

