

Greater Ann Arbor Quilt Guild

Show and Tell
May, 2021

Vera Boychuk

Christmas Joy

Go Blue!



Vera Boychuk

I am making a quilt for each of my mother's sibling sisters, my Aunts, in honor of my mom who passed (when she was my age) in 1993. This is for Aunt Eva.



Vera Boychuk

Quilt for my mother's youngest sister, Aunt Dora. Her gift in honor of my mom.



Vera Boychuk

A quilt for my Aunt Judy, in honor
of my mom.



Judith Schmidt

Facets

I just finished binding this wall hanging, which I titled "Facets" on March 18. I wish I could tell you who did the original design, so but so far have not figured it out. Though I'm not a member of Pinterest, they send me "boards" all the time, in this case collections of string quilts that people have found all over the internet - often without attribution. I was so taken with it, I just had to figure out how to make one for myself. I kept staring at it to see how the illusion of curves was created.

I drew it out on graph paper, which made the dimensions more obvious. With 35 years of quilting under my belt, I knew each block was done with a sew and flip technique on a muslin foundation. Then it was just a matter of figuring out the proportions of the four center squares, the remaining rectangles and smaller squares. I used solid fabrics that were already in my stash choosing the colors as I went along - all great fun! Lots of creative choices to make along the way.

I am planning to write up how I did it in case anyone else is interested in giving it a try. One of these days, I will try it with a more limited palette. It took about six weeks, doing one or two blocks a day.



Jan Kosko

This is a wall hanging I made and quilted for me/us. It is from Frieda Anderson from many years ago and I finally put it together. It makes me happy and I love the colors. I should make wall hangings MORE often.



Nancy Finlayson

Asian Circles

This quilt was made in Sharon McConnell's class--piecing curves. I decided to use my collection of Asian fabrics for this quilt. It was custom quilted by Jan Przybylski.



Nancy Finlayson

Scarecrow in a Pumpkin Patch

The Scarecrow quilt was a long neglected UFO from a 2006 Shop Hop. Because there were numerous mistakes in the pattern, it took all of my hard-earned skill and patience to jam all of the pieces together, especially the sunflowers. Then the pattern went directly into the round file. Thanks to Jan Przybylski for the beautiful custom quilting.

The next slide has detail pictures.



Nancy Finlayson - Scarecrow details



Katie McGrath

Grasp

This is a large wall quilt, free-cut in the style of Sujata Shah. I called it Grasp because it seemed like arms reaching to each other.



Lucinda Herring

Goose Tracks and Avocado Peels

Goose Track blocks from 1900-1920. All Hallows' Eve print from Moda for the background. A couple pieces from my collection, one from Katie McGraths and some grunge. Pieced and quilted by me. 67x76 Pattern is Pink Grapefruit by Coleen Merte.



Lucinda Herring

63" square.
From a
1940's-50's
scrappy
quilt.



Linda Theil

Two "Forever Totes" pattern by Diane Spencer Ogg:

one large in "Best of Charlie Harper: White Breasted Nuthatch" by Birch Fabrics, and

one small in "Best of Charlie Harper: Purple Finch" by Birch Fabrics.

Info at AppletonDance blog at

<https://appletondance.blogspot.com/2021/03/charlie-harper-tote.html#.YJf20pNKjKY>



Linda Theil

Magic Circle

Twin-sized, scrap-stash quilt long-armed
by Laura Jarvis of Kootsie Quilts. Info on
AppletonDance blog at

[https://appletondance.blogspot.com/2021/
02/friendship-circle-motif.html#.YJf4N5NKj
KY](https://appletondance.blogspot.com/2021/02/friendship-circle-motif.html#.YJf4N5NKjKY)



Emily Nietering

“Murder of the Sphinx”

Made by Emily Nietering

Quilted by Melissa Gregoire of Quilting by Melissa

This quilt is a result of an online subscription given to me as a Christmas gift for the 2020 Murder Mystery Quilt. Each month we received a chapter in a mystery story and a portion of the quilt top to complete. We did not know what the quilt would look like until the end. Each month introduced a new technique like paper piecing, curved piecing, applique, and lots of crazy angle cutting. We received bonus clues if each month's section was completed and photographed before the next one arrived. Those completing the quilt and guessing “whodunit” correctly were entered for prize drawings at a livestream wrap-up event. The main character in the story was a young woman who is an archeobotanist – so we learned a lot about Egyptian history also. It was a fun project!



Jane Reiter

EBULLIENT, 2021

44"W x 61"H

Vintage fabric with
hand and machine
stitching



Amy Stevenson

Hi, this is my quilt from the Instant Paper class taught by Margarita Koriotoh. In the end, I fused the piece to a piece of fabric, then quilted and finished it like a quilt.



Laura Jarvis

Covid Pinwheel Quilt

Pieced by Laura Jarvis

Design supposedly Quick and
Easy...bwah hahaha

Not yet quilted!



Denise Zorn

Moda Share the Joy

This is a head start on Christmas.



Denise Zorn

Skill Builders project from April


It is amazing what a Statler can do.
Hello to everyone in the group. I
look forward to meeting everyone
when things get back to normal. I
have been quilting for a long time,
but just took the leap to a longarm
at the beginning of the year.



Denise Zorn

Great Smoky Mountains

Simple panel quilt for my youngest at
Virginia Tech.



Deborah Kozub

Quilt was designed by Patterns by Jen, also known as PBJ, 2020 Monthly Color Challenge. This is my second quilt I've completed of Jen's, and I am working on my third year monthly color challenge.



Gayle Kush

Prism Quilt

This is from the pattern "Prism Quilt" by Purl Soho. It's about 50" x 60". I pieced the quilt from a fat quarter bundle and it was quilted by Thread Bear Quilts.



Prism back



Gayle Kush

Another Couch Quilt

This quilt was
also from the
Couch Quilt
Book. It was
pieced by me
and quilted by
Thread Bear
Quilts.





back

Gayle Kush

Bricks and Stepping Stones

This is a free pattern on Bonnie Hunter's "Quips and Snips" Blog called Bricks and Stepping Stones. Pieced and quilted by me.



back