




SafeHouse Show and Tell

July 2021


Janice Ford

This quilt was made by Barb Monetti. I quilted it and put on the binding.



Moretti / Roper

Made by Barb Moretti and quilted
by Camie Roper



Patricia Wolff

Used the Off Track pattern we first made during a SafeHouse sew in years ago. Made by Patricia Wolff, quilted by Laura Jarvis of Kootsi Quilting.



Lynne Bryant

Stacks quilt pattern by
Missouri Star

Pieced and free-motion
quilted by **Lynne Bryant**



**Lynn
Aleman**

Pieced by
**Lynn
Aleman**

Quilted by
**Kathy Koch
Thread Bear
Quilting**



Front



Back

Barb Moretti

Pieced by **Barb Moretti**

Free-motion quilted by

Jane Clark

iquilt4you.com



Carol Doyle

Quilt top pieced
by **Carol Doyle**

Free-motion
quilted by
Jane Clark
iquilt4you.com

Note the cute
home dec
backing fabric



Barb Moretti & Denise Zorn

Barb Moretti pieced this beautiful quilt. Denise Zorn quilted it and did the binding.



Barb Moretti & Denise Zorn

Pieced by Barb Moretti and quilted
and bound by Denise Zorn.



Lynne Bryant

Magic Star

It was great getting together for an all day sewing on zoom. I made this on from fabrics from a box I had adopted last year from the safehouse table. I used more of them and pieced a funky back for it. And no, the volume of the fabric in the box did not go down at all.



Susan Schwandt

Quilting Supervisor Swift approved the Magic Star quilt made by Susan Schwandt from a Bali Layer Cake Bundle and stash fabrics. Quilted by Jane Clark, iquilt4you.com.

I absolutely loved this quick and easy Magic Star pattern that makes two blocks at a time!



Kaye Whittington

Kaye participated in the Magic Star sew-in, and she is looking forward to finishing this quilt.



Merrie Malerich & Laura Jarvis



Sailboats in Harbors

Pieced by Merrie, quilted by Laura



Merrie Malerich & Laura Jarvis



Baseball in Blue

Pieced by Merrie, quilted by Laura



Merrie Malerich & Laura Jarvis



Orange Sampler


Pieced by Merrie, quilted by Laura



Linda Potorek

These two quilts (this slide and next) are quilt as you go. (As I sewed the strips onto the backing and batting, the block was also being quilted.)

I had oodles of strips of fabric that were between 1 and 3 inches wide. I pulled fabric that went together, and began the process. I began with an 11 inch square of backing fabric right side down and placed an 11 inch square of batting on top. I then placed a strip diagonally, corner to corner, right side up. The next strip placed right side down, and sewed with 1/4 inch seam. I folded the recent strip open, and continued the process. The block was trimmed to 10 inches, and then assembled with sashing both vertically and horizontally.



Linda Potorek

Linda used the same technique here that she used on the previous quilt.



Linda Potorek

Linda is new to the guild, and she has three more that haven't been photographed due to rainy days.
Welcome, Linda!

Her notes:

It was during the spring that my eye saw the yellow and purple flower print in my collection of fabric. As I pulled coordinating fabric, various patterns came to my mind.

I decided to experiment with the flowered fabric, and insert 2 inch strips of fabric.

I did quilt this on my domestic machine, and used various embroidery stitches as I quilted.



Sonja Hagen

This quilt was started in a Craft Napa class with Leslie Tucker Jenison and is a fun variation on a log cabin block. It was beautifully quilted by Laura Jarvis of Kootsi Quilting.




Roberta Myrra & Susan Schwandt

Donated by the family of a
deceased quilter (who had lived in
the senior living center that used to
be Ypsilanti High School)

This was enlarged and finished by
Roberta and Susan.

The quilter was Yessant Habetz of
Sewing Habits, LLC



Roberta Myrra & Susan Schwandt

Donated by the family of a
deceased quilter (who had lived
in the senior living center that
used to be Ypsilanti High School)

This was enlarged and finished
by Roberta and Susan.

The quilter was Yessant Habetz
of Sewing Habits, LLC




Roberta Myrra

Donated by the family of a deceased quilter (who had lived in the senior living center that used to be Ypsilanti High School)

This was enlarged and finished by Roberta and Susan.

The quilter was Yessant Habetz of Sewing Habits, LLC



Roberta Myrra & Susan Schwandt

Donated by the family of a
deceased quilter (who had lived in
the senior living center that used to
be Ypsilanti High School)

This was enlarged and finished by
Roberta and Susan.

The quilter was Yessant Habetz of
Sewing Habits, LLC



Roberta Myrra & Susan Schwandt

Donated by the family of a deceased
quilter (who had lived in the senior
living center that used to be Ypsilanti
High School)

This was enlarged and finished by
Roberta and Susan.

The quilter was Yessant Habetz of
Sewing Habits, LLC



Roberta Myrra & Susan Schwandt

Donated by the family of a
deceased quilter (who had lived in
the senior living center that used
to be Ypsilanti High School)

This was enlarged and finished by
Roberta and Susan.

The quilter was Yessant Habetz of
Sewing Habits, LLC




Roberta Myrra & Susan Schwandt

Sailing Ships

Donated by the family of a deceased
quilter (who had lived in the senior
living center that used to be Ypsilanti
High School)

This was enlarged and finished by
Roberta and Susan.

The quilter was Yessant Habetz of
Sewing Habits, LLC



Roberta Myrra & Susan Schwandt

Friendship Star

Donated by the family of a deceased
quilter (who had lived in the senior
living center that used to be Ypsilanti
High School)

This was enlarged and finished by
Roberta and Susan.

The quilter was Yessant Habetz of
Sewing Habits, LLC



Discreet Quilters

If you spot your work, please email showandtell@gaaqg.com,
and we'll add your name to the quilt before putting it on the website.

Discreet Quilter 1



Discreet Quilter 2



Discreet Quilter 3



Discreet Quilter 4



Discreet Quilter 5



Discreet Quilter 6

