



Show and Tell

March 2022

Camie Roper

Spring Star

Way back when the guild librarians held a book sale at WCC, I bought Suzanne McNeill's **Black, White & Bold** quilt book for \$1. Kathy Johnson pointed out before the sale that, even if we used just one pattern in each book we bought, it was a darn good buy. It was the best dollar I ever spent. Becky Grover did the quilting.



Lucinda Herring

T Shirt quilt made for a friend who had just retired from the NICU at U of M. She worked there for 45 years.



Lucinda Herring

Moorestown Modern 4



Lucinda Herring

Moorestown Modern #5

Original quilt was a scrappy patch quilt with fabrics from the 30's - 50's. The back has feed sack yardage from Indian Head Mills.



Lucinda Herring

Baby Quilt for My Niece

Circles are from a vintage quilt 50's-60's fabrics.



Lucinda Herring

Tinker Toys for my brother for Christmas. Quilt top purchased for \$10. I removed the ugly shredding borders and quilted it.



Lucinda Herring

Milky Way for Molly

The Milky Way blocks were purchased 4-5 years ago for less than \$10.



Lucinda Herring

Black & Teal for my sister
for Christmas

I purchased a bag of half square
triangles at an estate sale for just
a few dollars.



Lucinda Herring

Wool salesmen's samples
someone gave me - probably
30+ years ago and a pair of my
husband's trousers for the dark
border. Because it's wool and will
go to the cabin on Lake Superior,
I thought it needed snowflakes.
65" square. Pieced and quilted
by Lucinda Herring



Nancy Finlayson

This quilt uses only Kaffe Fassett fabric. This is my first time using his fabric. I was originally scheduled to go on a quilting cruise this winter with him but the cruise was cancelled. Very disappointed. I enjoyed using the leftover fabric for the design on the back. Quilted by Laura Jarvis.




Rick Ware

A Tale of Two Bridges - 8"x10" - detailed view next slide

Great bridges often become icons of their location. The New River Gorge Bridge (1700 feet span), completed in 1977, is a good example, appearing on the United States 25-cent coin representing West Virginia. I have driven over this bridge and ridden below it on a train, but there is another possible perspective. On the third Saturday of October, known as Bridge Day, it is closed to traffic and becomes a platform 876 feet above average river level for BASE (buildings, antennae, spans [bridges], earth [cliff]) jumpers, rappellers, and many spectators.

My work depicts Bridge Day looking from the Fayette Station/Tunney Hunsacker Bridge, the original bridge over the New River at this location, built in 1889, modernized in 1997. The sky and river were painted on the foundation fabric. Commercial fabrics were fused to represent mountains, clumps of conifers, boulders, and the original bridge. The new bridge was drawn onto the painted foundation fabric with fabric markers. Parachute canopies and associated figures were colored with fabric markers, then fused. Machine stitching with 100-weight thread secures the applique' edges, and as quilting over the dominant lines of the high bridge. "Whitewater" at the boulders was added with paint. I like the concept of this piece so much that I plan on developing a larger and more detailed version of it sometime in the future.



Rick Ware

A Tale of Two Bridges - Detail

(This quilt and the next:
These two small quilts
were entered in the
Quilting Arts Magazine
"Personal Perspectives"
reader challenge but
were not accepted for
publication so I am free
to share them with the
Guild now.)




Rick Ware

Danger - Keep Out - 8"x10" - detail on next slide

Houghton and Keweenaw Counties in Michigan's Upper Peninsula were once a major copper mining area. Some of the remnants are being preserved or restored by the National Park Service's Keweenaw National Historical Park and cooperating local historical organizations. A stamp mill ruin in the small town of Hubbell is not part of the park but is very impressive nonetheless.

This work is based on my photo, a telephoto lens compression through the archways of seven massive concrete foundations for the steam-operated stamps that removed the copper embedded in the rock. After artistic software modifications, the photo was printed onto fabric. Machine quilting was added with 100-weight thread. Vines and grasses were hand embroidered. The large tree trunk began with a base of various yarns overlaid with black tulle, then machine quilted.



Rick Ware

Danger - Keep Out (detail)



Sherri Sisung

Wonky Spider Web Scrap Quilt

All of the blue blocks have
different spider webs sewn on
them. I also put three spiders on
the webs.



Rebecca Trepasso

Hexies

The hexagon wall hanging—which my cat, Walnut, assisted me with, hah, was just a fun project for me using appliquéd hexies in spring fabrics.



Rebecca Trepasso

The blue and plaid quilt is my own, and is a simple HST design in denim and a Madras plaid. Hand quilted with perle cotton.

I'm so looking forward to seeing other quilts!! I've been sewing forever, but only started quilting about 4 years ago. My inspiration is a quilt that belonged to my mom that I love to this day.



Rebecca Trepasso

The quilt with the wavy strips and bird print back was a gift for my sister who is an artist/painter. The strips are randomly cut in a wavy fashion with no pattern. My inspiration was the winter sky—varying from blue to gray and dark to light. I machine quilted this one.



Rebecca Trepasso

The black/pink buffalo plaid is a gift for my nine year old granddaughter. It has a secret pocket worked into one of the squares that I'm going to tell her to use when she needs to "sleep on something," like a problem or decision, which she can jot down and stick in the pocket. Again, hand quilted with perle cotton.



Rebecca Trepasso

Finally, the quilt with the green framed rectangles is a gift for my 4 year old grandson. This is what I consider improvisational... there is no pattern, and I just created each rectangle as I went along. Honestly, this quilt is really unique and my favorite thus far. Hand quilted with perle cotton. I plan to recreate it in blues for my own collection. Oh! It also has a tiny appliquéd pumpkin on it, per my grandson's request as he loves pumpkins and actually wanted a pumpkin quilt.



Katie McGrath

Summer in the Mountains



Katie McGrath

Fantasy Flowers

17" x 22"



Jane Clark

Modern Pixie Sticks


Both the piecing design and quilting came from an older magazine. My client created the first one and liked the quilting design so asked if I could locate it. I contacted the magazine for further details. I did locate the design so was able to make the client very happy. She has since created this quilt multiple times. Pattern is called Pixie Sticks. Quilted by Jane Clark of iquilt4you.com.



Jane Clark

Vintage Redone

In these few pictures, my customer repurposed vintage blocks she was given by a friend. She created this quilt for a friend who was expecting. So sweet! The top is quilted by Jane Clark of iquilt4you.com.



Marna Balazer

Pieced and quilted by me during Covid. I was inspired by a photo of a rainbow quilt somewhere. I searched in my fabrics for all of the colors. One or two of the colored squares are pieced to make them big enough. Only the white was purchased for this.



Soryl Angel

I made this small wall hanging (18"x22") for my son on the occasion of his 40th birthday. The pebbles were cut from his now deceased father's silk ties, fused and then individually quilted to the layers. It was a new experience for me but I was inspired by the close relationship the two of them shared. It has taken me 5 years to work up the courage to actually create this memory for my son. He will recognize many of the prints.

